

UNITED STATES SECURITIES AND EXCHANGE COMMISSION
WASHINGTON, D.C. 20549

FORM 20-F

(Mark One)

REGISTRATION STATEMENT PURSUANT TO SECTION 12(b) or (g) OF
THE SECURITIES EXCHANGE ACT OF 1934

OR

ANNUAL REPORT PURSUANT TO SECTION 13 or 15(d) OF THE
SECURITIES EXCHANGE ACT OF 1934

For the fiscal year ended December 31, 2010

OR

TRANSITION REPORT PURSUANT TO SECTION 13 or 15(d) OF THE
SECURITIES EXCHANGE ACT OF 1934

OR

SHELL COMPANY REPORT PURSUANT TO SECTION 13 or 15(d) OF THE
SECURITIES EXCHANGE ACT OF 1934

Date of event requiring this shell company report

For the transition period from to

Commission file number 1- 32479

TEEKAY LNG PARTNERS L.P.

(Exact name of Registrant as specified in its charter)

Republic of The Marshall Islands
(Jurisdiction of incorporation or organization)

4th Floor, Belvedere Building, 69 Pitts Bay Road, Hamilton, HM 08, Bermuda
(Address of principle executive offices)

Mark Cave
4th Floor, Belvedere Building, 69 Pitts Bay Road, Hamilton, HM 08, Bermuda
Telephone: (441) 298-2530
Fax: (441) 292-3931
(Contact information for company contact person)

Securities registered, or to be registered, pursuant to Section 12(b) of the Act.

Title of each class	Name of each exchange on which registered
Common Units	New York Stock Exchange

Securities registered, or to be registered, pursuant to Section 12(g) of the Act.

None

Securities for which there is a reporting obligation pursuant to Section 15(d) of the Act.

None

Indicate the number of outstanding shares of each issuer's classes of capital or common stock as of the close of the period covered by the annual report.

55,106,100 Common Units

Indicate by check mark whether the registrant is a well-known seasoned issuer, as defined in Rule 405 of the Securities Act.

Yes No

If this report is an annual or transition report, indicate by check mark if the registrant is not required to file reports pursuant to Section 13 or 15(d) of the Securities Exchange Act of 1934.

Yes No

Indicate by check mark if the registrant (1) has filed all reports required to be filed by Section 13 or 15(d) of the Securities Exchange Act of 1934 during the preceding 12 months (or for such shorter period that the registrant was required to file such reports), and (2) has been subject to such filing requirements for the past 90 days.

Yes No

Indicate by check mark if the registrant (1) has submitted electronically and posted on its corporate Web site, if any, every Interactive Data File required to be submitted and posted pursuant to Rule 405 of Regulation S-T (§232.405 of this chapter) during the preceding 12 months (or for such shorter period that the registrant was required to submit and post such files).

Yes No

Indicate by check mark whether the registrant is a large accelerated filer, an accelerated filer, or a non-accelerated filer. See definition of "accelerated filer and large accelerated filer" in Rule 12b-2 of the Exchange Act. (Check one):

Large Accelerated Filer Accelerated Filer Non-Accelerated Filer

Indicate by check mark which basis of accounting the registrant has used to prepare the financial statements included in this filing:

U.S. GAAP International Financial Reporting Standards as issued by the International Accounting Standards Board Other

If "Other" has been checked in response to the previous question, indicate by check mark which financial statement item the registrant has elected to follow:

Item 17 Item 18

If this is an annual report, indicate by check mark whether the registrant is a shell company (as defined in Rule 12b-2 of the Exchange Act).

Yes No

**TEEKAY LNG PARTNERS L.P.
INDEX TO REPORT ON FORM 20-F**

Page

PART I.

Item 1.	Identity of Directors, Senior Management and Advisors	6
Item 2.	Offer Statistics and Expected Timetable	6
Item 3.	Key Information	6
	Selected Financial Data	6
	Risk Factors.....	10
Item 4.	Information on the Partnership	22
	A. Overview, History and Development.....	22
	B. Operations.....	22
	Our Charters	23
	Liquefied Gas Segment.....	23
	Conventional Tanker Segment.....	25
	Business Strategies.....	26
	Safety, Management of Ship Operations and Administration.....	26
	Risk of Loss, Insurance and Risk Management.....	27
	Classification, Audits and Inspections	27
	C. Regulations	28
	D. Properties.....	31
	E. Organizational Structure.....	31
Item 4A.	Unresolved Staff Comments.....	31
Item 5.	Operating and Financial Review and Prospects	32
	General.....	32
	Significant Developments in 2010.....	32
	Other Significant Projects	32
	Important Financial and Operational Terms and Concepts	33
	Results of Operations	34
	Year Ended December 31, 2010 versus Year Ended December 31, 2009	35
	Year Ended December 31, 2009 versus Year Ended December 31, 2008	39
	Liquidity and Cash Needs.....	43
	Credit Facilities	44
	Contractual Obligations and Contingencies	44
	Off-Balance Sheet Arrangements	45
	Critical Accounting Estimates.....	46
	Recent Accounting Pronouncements.....	47
	Accounting Pronouncements Not Yet Adopted	47
Item 6.	Directors, Senior Management and Employees.....	48
	Management of Teekay LNG Partners L.P.....	48
	Directors, Executive Officers and Key Employees	48
	Reimbursement of Expenses of Our General Partner.....	49
	Annual Executive Compensation	50
	Compensation of Directors	50
	2005 Long-Term Incentive Plan.....	50

	Board Practices	50
	Crewing and Staff	51
	Unit Ownership	51
Item 7.	Major Unitholders and Certain Relationships and Related Party Transactions	52
	Major Unitholders	52
	Related Party Transactions	52
Item 8.	Financial Information	54
	Consolidated Financial Statements and Notes	54
	Legal Proceedings	55
	Cash Distribution Policy	55
	Significant Changes	56
Item 9.	The Offer and Listing	56
Item 10.	Additional Information	56
	Memorandum and Articles of Association	56
	Material Contracts	56
	Exchange Controls and Other Limitations Affecting Unitholders	57
	Taxation	57
	Marshall Islands Tax Consequences	57
	United States Tax Consequences	57
	Canadian Federal Income Tax Consequences	67
	Documents on Display	67
Item 11.	Quantitative and Qualitative Disclosures About Market Risk	67
Item 12.	Description of Securities Other than Equity Securities	69
 PART II.		
Item 13.	Defaults, Dividend Arrearages and Delinquencies	69
Item 14.	Material Modifications to the Rights of Unitholders and Use of Proceeds	69
Item 15.	Controls and Procedures	69
Item 16A.	Audit Committee Financial Expert	70
Item 16B.	Code of Ethics	70
Item 16C.	Principal Accountant Fees and Services	70
Item 16D.	Exemptions from the Listing Standards for Audit Committees	70
Item 16E.	Purchases of Units by the Issuer and Affiliated Purchasers	70
Item 16F.	Change in Registrant's Certifying Accountant	70
Item 16G.	Corporate Governance	70
 PART III.		
Item 17.	Financial Statements	71
Item 18.	Financial Statements	71
Item 19.	Exhibits	71
Signature	73

PART I

This Annual Report should be read in conjunction with the consolidated financial statements and accompanying notes included in this report.

Unless otherwise indicated, references in this prospectus to "Teekay LNG Partners," "we," "us" and "our" and similar terms refer to Teekay LNG Partners L.P. and/or one or more of its subsidiaries, except that those terms, when used in this Annual Report in connection with the common units

described herein, shall mean specifically Teekay LNG Partners L.P. References in this Annual Report to "Teekay Corporation" refer to Teekay Corporation and/or any one or more of its subsidiaries.

In addition to historical information, this Annual Report contains forward-looking statements that involve risks and uncertainties. Such forward-looking statements relate to future events and our operations, objectives, expectations, performance, financial condition and intentions. When used in this Annual Report, the words "expect," "intend," "plan," "believe," "anticipate," "estimate" and variations of such words and similar expressions are intended to identify forward-looking statements. Forward-looking statements in this Annual Report include, in particular, statements regarding:

- our ability to make cash distributions on our units or any increases in quarterly distributions;
- our future financial condition and results of operations and our future revenues and expenses;
- growth prospects of the liquefied natural gas (or *LNG*) and liquefied petroleum gas (or *LPG*) shipping and oil tanker markets;
- LNG, LPG and tanker market fundamentals, including the balance of supply and demand in the LNG, LPG and tanker markets;
- our ability to conduct and operate our business and the business of our subsidiaries in a manner than minimizes taxes imposed upon us and our subsidiaries;
- the expected lifespan of a new LNG carrier, LPG carrier and Conventional tanker;
- the expected source of funds for short-term and long-term liquidity needs;
- estimated capital expenditures and the availability of capital resources to fund capital expenditures;
- our ability to maintain long-term relationships with major LNG and LPG importers and exporters and major crude oil companies;
- our ability to leverage to our advantage Teekay Corporation's relationships and reputation in the shipping industry;
- our continued ability to enter into long-term, fixed-rate time-charters with our LNG and LPG customers;
- our expectation of not earning revenues from voyage charters in the foreseeable future;
- the recent economic downturn and financial crisis in the global market, including disruptions in the global credit and stock markets and potential negative effects on our customers' ability to charter our vessels and pay for our services;
- obtaining LNG and LPG projects that we or Teekay Corporation bid on or that Teekay Corporation has been awarded;
- the expected delivery date, total price and method of financing for the purchase of Teekay Corporation's 33% interest in the four LNG carriers expected to serve the Angola LNG Project;
- our ability to maximize the use of our vessels, including the re-deployment or disposition of vessels no longer under long-term charter;
- expected purchases and deliveries of newbuilding vessels and commencement of service of newbuildings under long-term contracts;
- the expected delivery date and method of financing for the purchase of our LPG carrier and two Multigas ships from Skaugen and Teekay Corporation, respectively;
- the expected timing, amount and method of financing for the purchase of five of our leased Suezmax tankers;
- our expected financial flexibility to pursue acquisitions and other expansion opportunities;
- our ability to continue to obtain all permits, licenses, and certificates material to our operations;
- our ability to obtain safety management certificates for each newbuilding vessel upon delivery;
- the expected cost of, and our ability to comply with, governmental regulations and maritime self-regulatory organization standards applicable to our business;
- the expected cost to install ballast water treatment systems on our tankers in compliance with IMO proposals;
- the expected impact of heightened environmental and quality concerns of insurance underwriters, regulators and charterers;

- the adequacy of our insurance coverage for accident-related risks, environmental damage and pollution;
- the future valuation of goodwill;
- anticipated taxation of our partnership and its subsidiaries; and
- our business strategy and other plans and objectives for future operations.

Forward-looking statements involve known and unknown risks and are based upon a number of assumptions and estimates that are inherently subject to significant uncertainties and contingencies, many of which are beyond our control. Actual results may differ materially from those expressed or implied by such forward-looking statements. Important factors that could cause actual results to differ materially include, but are not limited to those factors discussed in Item 3: Key Information – Risk Factors, and other factors detailed from time to time in other reports we file with or furnish to the U.S. Securities and Exchange Commission (or the SEC).

We do not intend to revise any forward-looking statements in order to reflect any change in our expectations or events or circumstances that may subsequently arise. You should carefully review and consider the various disclosures included in this Annual Report and in our other filings made with the SEC that attempt to advise interested parties of the risks and factors that may affect our business prospects and results of operations.

Item 1. Identity of Directors, Senior Management and Advisors

Not applicable.

Item 2. Offer Statistics and Expected Timetable

Not applicable.

Item 3. Key Information

Selected Financial Data

Set forth below is selected consolidated financial and other data of Teekay LNG Partners and its subsidiaries for the fiscal years 2010, 2009, 2008, 2007 and 2006, which have been derived from our consolidated financial statements. The following table should be read together with, and is qualified in its entirety by reference to, (a) "Item 5. Operating and Financial Review and Prospects," included herein, and (b) the historical consolidated financial statements and the accompanying notes and the Report of Independent Registered Public Accounting Firm therein (which are included herein), with respect to the consolidated financial statements for the years ended December 31, 2010, 2009 and 2008.

From time to time we purchase vessels from Teekay Corporation. In January 2007, we acquired an LPG carrier from Teekay Corporation. In April 2008 and March 2010, we acquired two LNG carriers and three Conventional tankers from Teekay Corporation, respectively. These transactions were deemed to be business acquisitions between entities under common control. Accordingly, we have accounted for these transactions in a manner similar to the pooling of interest method whereby our financial statements prior to the date these vessels were acquired by us are retroactively adjusted to include the results of these acquired vessels. The periods retroactively adjusted include all periods that we and the acquired vessels were both under the common control of Teekay Corporation and had begun operations. As a result, our consolidated statements of income (loss) for the years ended December 31, 2010, 2009, 2008, 2007 and 2006 reflect the results of operations of these six vessels, referred to herein as the *Dropdown Predecessor*, as if we had acquired them when each respective vessel began operations under the ownership of Teekay Corporation, which were April 1, 2003 (the LPG carrier); December 13 and 14, 2007 (the two LNG carriers); and from May 2009 to September 2009 (the three Conventional tankers). Please refer to Item 5 – Operating and Financial Review and Prospects: Results of Operations – Items You Should Consider When Evaluating Our Results of Operations.

Our consolidated financial statements are prepared in accordance with United States generally accepted accounting principles (or *GAAP*).

	Year Ended December 31, 2006	Year Ended December 31, 2007	Year Ended December 31, 2008	Year Ended December 31, 2009	Year Ended December 31, 2010
(in thousands, except per unit and fleet data)					
Income Statement Data:					
Voyage revenues	\$ 192,353	\$ 257,769	\$ 314,404	\$ 343,048	\$ 374,008
Operating expenses:					
Voyage expenses ⁽¹⁾	2,036	1,197	3,253	2,034	2,042
Vessel operating expenses ⁽²⁾	40,977	56,863	77,113	82,374	84,577
Depreciation and amortization	53,076	66,017	76,880	82,686	89,347
General and administrative	14,152	15,186	20,201	19,764	23,247
Gain on sale of vessel	-	-	-	-	(4,340)
Restructuring charge	-	-	-	3,250	175
Goodwill impairment	-	-	3,648	-	-
Total operating expenses	110,241	139,263	181,095	190,108	195,048
Income from vessel operations	82,112	118,506	133,309	152,940	178,960
Interest expense	(82,099)	(145,073)	(138,317)	(60,457)	(49,019)
Interest income	40,162	68,329	64,325	13,873	7,190
Realized and unrealized gain (loss) on derivative instruments ⁽³⁾	14,207	9,816	(99,954)	(40,950)	(78,720)
Foreign currency exchange (loss) gain ⁽⁴⁾	(39,590)	(41,241)	18,244	(10,806)	27,545
Equity (loss) income ⁽⁵⁾	(38)	(130)	136	27,639	8,043
Other (expense) income	(16)	(129)	1,250	392	615
Income tax expense	(375)	(1,155)	(205)	(694)	(1,670)
Net income (loss)	14,363	8,923	(21,212)	81,937	92,944
Non-controlling interest in net income (loss)	3,234	(16,739)	(40,698)	29,310	3,062
Dropdown Predecessor's interest in net income (loss)	(123)	520	894	5,302	2,258
General Partner's interest in net income (loss)	1,542	9,752	11,989	5,180	8,896
Limited partners' interest in net income (loss)	9,710	15,390	6,603	42,145	78,728
Limited partners' interest in net income (loss) per:					
Common unit (basic and diluted)	0.32	0.64	0.63	0.86	1.46
Subordinated unit (basic and diluted)	0.32	0.66	(0.29)	0.80	2.04
Total unit (basic and diluted)	0.32	0.65	0.36	0.85	1.48
Cash distributions declared per unit	1.80	1.98	2.18	2.28	2.37
Balance Sheet Data (at end of period):					
Cash and cash equivalents	\$ 29,288	\$ 91,891	\$ 117,641	\$ 108,350	\$ 81,055
Restricted cash ⁽⁶⁾	670,758	679,229	642,949	611,520	572,138
Vessels and equipment ⁽⁷⁾	1,715,662	2,065,572	2,207,878	2,077,604	2,019,576
Net investments in direct financing leases ⁽⁸⁾	-	-	-	421,441	415,695
Total assets ⁽⁶⁾	2,928,422	3,818,616	3,432,849	3,578,411	3,547,395
Total debt and capital lease obligations ⁽⁶⁾	1,854,654	2,582,991	2,199,952	2,257,604	2,137,249
Partners' and Dropdown Predecessor equity	703,190	709,292	805,851	903,231	896,200
Common units outstanding	20,240,547	22,540,547	33,338,320	44,972,563	55,106,100
Subordinated units outstanding	14,734,572	14,734,572	11,050,929	7,367,286	-
Cash Flow Data:					
Net cash provided by (used in):					
Operating activities	\$ 89,383	\$ 115,450	\$ 149,570	\$ 171,384	\$ 174,970
Financing activities	(266,048)	630,395	403,262	(10,060)	(167,746)
Investing activities	169,998	(683,242)	(527,082)	(170,615)	(34,519)
Other Financial Data:					
Net voyage revenues ⁽⁹⁾	\$ 190,317	\$ 256,572	\$ 311,151	\$ 341,014	\$ 371,966
EBITDA ⁽¹⁰⁾	109,751	152,839	129,865	211,901	225,790
Adjusted EBITDA ⁽¹⁰⁾	130,534	182,333	206,603	255,031	277,334
Capital expenditures:					
Expenditures for vessels and equipment ⁽¹¹⁾	1,037	160,757	172,093	134,926	26,652
Expenditures for drydocking	3,693	3,724	11,966	9,729	12,727
Liquefied Gas Fleet Data: ⁽¹²⁾					
Calendar-ship-days ⁽¹³⁾	1,887	2,897	3,701	4,637	5,051
Average age of our fleet (in years at end of period) ⁽¹⁴⁾	3.0	4.3	4.4	4.6	5.3
Vessels at end of period	6	10	11	14	13
Conventional Fleet Data:					
Calendar-ship-days ⁽¹³⁾	2,920	2,920	2,928	3,448	4,015
Average age of our fleet (in years at end of period)	4.0	4.5	5.5	5.1	6.1
Vessels at end of period	8	8	8	11	11

(1) Voyage expenses are all expenses unique to a particular voyage, including any bunker fuel expenses, port fees, cargo loading and unloading expenses, canal tolls, agency fees and commissions.

(2) Vessel operating expenses include crewing, repairs and maintenance, insurance, stores, lube oils and communication expenses.

- (3) We entered into interest rate swaps to mitigate our interest rate risk from our floating-rate debt, leases and restricted cash. We also have entered into an agreement with Teekay Corporation relating to the Toledo Spirit time-charter contract under which Teekay Corporation pays us any amounts payable to the charterer as a result of spot rates being below the fixed rate, and we pay Teekay Corporation any amounts payable to us as a result of spot rates being in excess of the fixed rate. Changes in the fair value of our derivatives are recognized immediately into income and are presented as realized and unrealized gain (loss) on derivative instruments in the consolidated statements of income (loss). Please see Item 18 – Financial Statements: Note 12 – Derivative Instruments.
- (4) Substantially all of these foreign currency exchange gains and losses were unrealized and not settled in cash. Under GAAP, all foreign currency-denominated monetary assets and liabilities, such as cash and cash equivalents, accounts receivable, restricted cash, accounts payable, accrued liabilities, unearned revenue, advances from affiliates, long-term debt and capital lease obligations, are revalued and reported based on the prevailing exchange rate at the end of the period. Our primary source for the foreign currency exchange gains and losses is our Euro-denominated term loans, which totaled 311.6 million Euros (\$411.3 million) at December 31, 2006, 304.3 million Euros (\$444.0 million) at December 31, 2007, 296.4 million Euros (\$414.1 million) at December 31, 2008, 288.0 million Euros (\$412.4 million) at December 31, 2009 and 278.9 million Euros (\$373.3 million) at December 31, 2010.
- (5) Equity (loss) income includes unrealized (losses) gains on derivative instruments of (\$6.5) million for the year ended December 31, 2010, \$10.9 million for the year ended December 31, 2009 and nil for all the preceding periods.
- (6) We operate certain of our LNG carriers under tax lease arrangements. Under these arrangements, we borrow under term loans and deposit the proceeds into restricted cash accounts. Concurrently, we enter into capital leases for the vessels, and the vessels are recorded as assets on our consolidated balance sheets. The restricted cash deposits, plus the interest earned on the deposits, will equal the remaining amounts we owe under the capital lease arrangements, including our obligations to purchase the vessels at the end of the lease term where applicable. Therefore, the payments under our capital leases are fully funded through our restricted cash deposits, and our continuing obligation is the repayment of the term loans. However, under GAAP we record both the obligations under the capital leases and the term loans as liabilities, and both the restricted cash deposits and our vessels under capital leases as assets. This accounting treatment has the effect of increasing our assets and liabilities by the amount of restricted cash deposits relating to the corresponding capital lease obligations.
- (7) Vessels and equipment consist of (a) our vessels, at cost less accumulated depreciation, (b) vessels under capital leases, at cost less accumulated depreciation and (c) advances on our newbuildings.
- (8) The external charters which commenced in 2009 under the Tangguh LNG project have been accounted for as direct financing leases and as a result, the two LNG vessels relating to this project are not included as part of vessels and equipment.
- (9) Consistent with general practice in the shipping industry, we use net voyage revenues (defined as voyage revenues less voyage expenses) as a measure of equating revenues generated from voyage charters to revenues generated from time-charters, which assists us in making operating decisions about the deployment of our vessels and their performance. Under time-charters the charterer pays the voyage expenses, whereas under voyage charter contracts the ship owner pays these expenses. Some voyage expenses are fixed, and the remainder can be estimated. If we, as the ship owner, pay the voyage expenses, we typically pass the approximate amount of these expenses on to our customers by charging higher rates under the contract or billing the expenses to them. As a result, although voyage revenues from different types of contracts may vary, the net voyage revenues are comparable across the different types of contracts. We principally use net voyage revenues, a non-GAAP financial measure, because it provides more meaningful information to us than voyage revenues, the most directly comparable GAAP financial measure. Net voyage revenues are also widely used by investors and analysts in the shipping industry for comparing financial performance between companies and to industry averages. The following table reconciles net voyage revenues with voyage revenues.

	Year Ended December 31, 2006	Year Ended December 31, 2007	Year Ended December 31, 2008	Year Ended December 31, 2009	Year Ended December 31, 2010
Voyage revenues	192,353	257,769	314,404	343,048	374,008
Voyage expenses	<u>(2,036)</u>	<u>(1,197)</u>	<u>(3,253)</u>	<u>(2,034)</u>	<u>(2,042)</u>
Net voyage revenues	<u>190,317</u>	<u>256,572</u>	<u>311,151</u>	<u>341,014</u>	<u>371,966</u>

- (10) EBITDA and Adjusted EBITDA are used as a supplemental financial measure by management and by external users of our financial statements, such as investors, as discussed below:
- Financial and operating performance.* EBITDA and Adjusted EBITDA assist our management and investors by increasing the comparability of our fundamental performance from period to period and against the fundamental performance of other companies in our industry that provide EBITDA and Adjusted EBITDA information. This increased comparability is achieved by excluding the potentially disparate effects between periods or companies of interest expense, taxes, depreciation or amortization and realized and unrealized gain (loss) on derivative instruments relating to interest rate swaps, which items are affected by various and possibly changing financing methods, capital structure and historical cost basis and which items may significantly affect net income (loss) between periods. We believe that including EBITDA and Adjusted EBITDA as financial and operating measures benefits investors in (a) selecting between investing in us and other investment alternatives and (b) monitoring our ongoing financial and operational strength and health in assessing whether to continue to hold our common units.
 - Liquidity.* EBITDA and Adjusted EBITDA allows us to assess the ability of assets to generate cash sufficient to service debt, pay distributions and undertake capital expenditures. By eliminating the cash flow effect resulting from our existing capitalization and other items such as drydocking expenditures, working capital changes and foreign currency exchange gains and losses, EBITDA and Adjusted EBITDA provides a consistent measure of our ability to generate cash over the long term. Management uses this information as a

significant factor in determining (a) our proper capitalization (including assessing how much debt to incur and whether changes to the capitalization should be made) and (b) whether to undertake material capital expenditures and how to finance them, all in light of our cash distribution policy. Use of EBITDA and Adjusted EBITDA as a liquidity measure also permits investors to assess the fundamental ability of our business to generate cash sufficient to meet cash needs, including distributions on our common units.

Neither EBITDA nor Adjusted EBITDA, which are non-GAAP measures, should be considered as an alternative to net income (loss), income from vessel operations, cash flow from operating activities or any other measure of financial performance or liquidity presented in accordance with GAAP. EBITDA and Adjusted EBITDA exclude some, but not all, items that affect net income (loss) and operating income, and these measures may vary among other companies. Therefore, EBITDA and Adjusted EBITDA as presented in this Report may not be comparable to similarly titled measures of other companies.

The following table reconciles our historical consolidated EBITDA and Adjusted EBITDA to net income (loss), and our historical consolidated Adjusted EBITDA to net operating cash flow.

	Year Ended December 31, 2006	Year Ended December 31, 2007	Year Ended December 31, 2008	Year Ended December 31, 2009	Year Ended December 31, 2010
<i>Reconciliation of "EBITDA" and "Adjusted EBITDA" to "Net income (loss)":</i>					
Net income (loss)	14,363	8,923	(21,212)	81,937	92,944
Depreciation and amortization	53,076	66,017	76,880	82,686	89,347
Interest expense, net of interest income	41,937	76,744	73,992	46,584	41,829
Income tax expense	375	1,155	205	694	1,670
EBITDA	109,751	152,839	129,865	211,901	225,790
Restructuring charge	-	-	-	3,250	175
Foreign currency exchange loss (gain)	39,590	41,241	(18,244)	10,806	(27,545)
Gain on sale of vessel	-	-	-	-	(4,340)
Goodwill impairment	-	-	3,648	-	-
Unrealized (gain) loss on derivative instruments	(23,308)	(10,941)	84,546	3,788	34,306
Realized loss (gain) on interest rate swaps	4,501	(806)	6,788	36,222	42,495
Unrealized (gain) loss on interest rate swaps in joint ventures included in equity (loss) income	-	-	-	(10,936)	6,453
Adjusted EBITDA	130,534	182,333	206,603	255,031	277,334
<i>Reconciliation of "Adjusted EBITDA" to "Net operating cash flow":</i>					
Net operating cash flow	89,383	115,450	149,570	171,384	174,970
Expenditures for drydocking	3,693	3,724	11,966	9,729	12,727
Interest expense, net of interest income	41,937	76,744	73,992	46,584	41,829
Change in operating assets and liabilities	(1,208)	(12,313)	(31,962)	(26,988)	(3,029)
Equity (loss) income from joint ventures	(38)	(130)	136	27,639	8,043
Restructuring charge	-	-	-	3,250	175
Realized loss (gain) on interest rate swaps	4,501	(806)	6,788	36,222	42,495
Unrealized (gain) loss on interest rate swaps in joint ventures included in equity (loss) income	-	-	-	(10,936)	6,453
Other, net	(7,734)	(336)	(3,887)	(1,853)	(6,329)
Adjusted EBITDA	130,534	182,333	206,603	255,031	277,334

(11) Expenditures for vessels and equipment excludes non-cash investing activities. Please read Item 18 – Financial Statements: Note 14 – Supplemental Cash Flow Information.

(12) Fleet data does not include four LNG carriers (or the *RasGas 3 LNG Carriers*) relating to our joint venture with QGTC Nakilat (1643-6) Holdings Corporation and two LNG carriers relating to our joint ventures with Exmar NV which are accounted for under the equity method.

(13) Calendar-ship-days are equal to the aggregate number of calendar days in a period that our vessels were in our possession during that period (including six vessels deemed to be in our possession for accounting purposes as a result of the impact of the Dropdown Predecessor prior to our actual acquisition of such vessels).

(14) Includes the newbuildings that have been consolidated in our balance sheets.

RISK FACTORS

We may not have sufficient cash from operations to enable us to pay the current level of quarterly distributions on our common units following the establishment of cash reserves and payment of fees and expenses.

We may not have sufficient cash available each quarter to pay the current level of quarterly distributions on our common units. The amount of cash we can distribute on our common units principally depends upon the amount of cash we generate from our operations, which may fluctuate based on, among other things:

- the rates we obtain from our charters;
- the level of our operating costs, such as the cost of crews and insurance;
- the continued availability of LNG and LPG production, liquefaction and regasification facilities;
- the number of unscheduled off-hire days for our fleet and the timing of, and number of days required for, scheduled drydocking of our vessels;
- delays in the delivery of newbuildings and the beginning of payments under charters relating to those vessels;
- prevailing global and regional economic and political conditions;
- currency exchange rate fluctuations; and
- the effect of governmental regulations and maritime self-regulatory organization standards on the conduct of our business.

The actual amount of cash we will have available for distribution also will depend on factors such as:

- the level of capital expenditures we make, including for maintaining vessels, building new vessels, acquiring existing vessels and complying with regulations;
- our debt service requirements and restrictions on distributions contained in our debt instruments;
- fluctuations in our working capital needs;
- our ability to make working capital borrowings, including to pay distributions to unitholders; and
- the amount of any cash reserves, including reserves for future capital expenditures and other matters, established by Teekay GP L.L.C., our general partner (or the *General Partner*) in its discretion.

The amount of cash we generate from our operations may differ materially from our profit or loss for the period, which will be affected by non-cash items. As a result of this and the other factors mentioned above, we may make cash distributions during periods when we record losses and may not make cash distributions during periods when we record net income.

We make substantial capital expenditures to maintain the operating capacity of our fleet, which reduce our cash available for distribution. In addition, each quarter our General Partner is required to deduct estimated maintenance capital expenditures from operating surplus, which may result in less cash available to unitholders than if actual maintenance capital expenditures were deducted.

We must make substantial capital expenditures to maintain, over the long term, the operating capacity of our fleet. These maintenance capital expenditures include capital expenditures associated with drydocking a vessel, modifying an existing vessel or acquiring a new vessel to the extent these expenditures are incurred to maintain the operating capacity of our fleet. These expenditures could increase as a result of changes in:

- the cost of labor and materials;
- customer requirements;
- increases in the size of our fleet;
- governmental regulations and maritime self-regulatory organization standards relating to safety, security or the environment; and
- competitive standards.

Our significant maintenance capital expenditures reduce the amount of cash we have available for distribution to our unitholders.

In addition, our actual maintenance capital expenditures vary significantly from quarter to quarter based on, among other things, the number of vessels drydocked during that quarter. Our partnership agreement requires our General Partner to deduct estimated, rather than actual, maintenance capital expenditures from operating surplus (as defined in our partnership agreement) each quarter in an effort to reduce fluctuations in operating surplus. The amount of estimated maintenance capital expenditures deducted from operating surplus is subject to review and change by the conflicts committee of our General Partner's board of directors at least once a year. In years when estimated maintenance capital expenditures are higher than actual maintenance capital expenditures — as we expect will be the case in the years we are not required to make expenditures for mandatory drydockings — the amount of cash available for distribution to unitholders will be lower than if actual maintenance capital expenditures

were deducted from operating surplus. If our General Partner underestimates the appropriate level of estimated maintenance capital expenditures, we may have less cash available for distribution in future periods when actual capital expenditures begin to exceed our previous estimates.

We will be required to make substantial capital expenditures to expand the size of our fleet. We generally will be required to make significant installment payments for acquisitions of newbuilding vessels prior to their delivery and generation of revenue. Depending on whether we finance our expenditures through cash from operations or by issuing debt or equity securities, our ability to make required payments on our debt securities and cash distributions on our common units may be diminished or our financial leverage could increase or our unitholders could be diluted.

We make substantial capital expenditures to increase the size of our fleet. As of the date of this Report, we have agreed to purchase from Teekay Corporation its 100% interest in two newbuilding Multigas vessels and its 33% interest in four LNG vessels and from I.M. Skaugen ASA (or *Skaugen*) one LPG carrier. Teekay Corporation is obligated to offer to us its interests in additional vessels. Please read Item 5 – Operating and Financial Review and Prospects, for additional information about some of these pending and proposed acquisitions. In addition, we are obligated to purchase five of our leased Suezmax tankers and one of our leased LNG carrier upon the termination of the related capital leases, which may occur at various times in late 2011.

We and Teekay Corporation regularly evaluate and pursue opportunities to provide the marine transportation requirements for new or expanding LNG and LPG projects. The award process relating to LNG transportation opportunities typically involves various stages and takes several months to complete. Neither we nor Teekay Corporation may be awarded charters relating to any of the projects we or it pursues. If any LNG and LPG project charters are awarded to Teekay Corporation, it must offer them to us pursuant to the terms of an omnibus agreement entered into in connection with our initial public offering. If we elect pursuant to the omnibus agreement to obtain Teekay Corporation's interests in any projects Teekay Corporation may be awarded, or if we bid on and are awarded contracts relating to any LNG and LPG project, we will need to incur significant capital expenditures to buy Teekay Corporation's interest in these LNG and LPG projects or to build the LNG and LPG carriers.

To fund the remaining portion of existing or future capital expenditures, we will be required to use cash from operations or incur borrowings or raise capital through the sale of debt or additional equity securities. Use of cash from operations will reduce cash available for distributions to unitholders. Our ability to obtain bank financing or to access the capital markets for future offerings may be limited by our financial condition at the time of any such financing or offering as well as by adverse market conditions resulting from, among other things, general economic conditions and contingencies and uncertainties that are beyond our control. Our failure to obtain the funds for necessary future capital expenditures could have a material adverse effect on our business, results of operations and financial condition and on our ability to make cash distributions. Even if we are successful in obtaining necessary funds, the terms of such financings could limit our ability to pay cash distributions to unitholders. In addition, incurring additional debt may significantly increase our interest expense and financial leverage, and issuing additional equity securities may result in significant unitholder dilution and would increase the aggregate amount of cash required to maintain our level of quarterly distributions to unitholders, which could have a material adverse effect on our ability to make cash distributions.

A shipowner typically is required to expend substantial sums as progress payments during construction of a newbuilding, but does not derive any income from the vessel until after its delivery. If we were unable to obtain financing required to complete payments on any future newbuilding orders, we could effectively forfeit all or a portion of the progress payments previously made.

Our ability to grow may be adversely affected by our cash distribution policy.

Our cash distribution policy, which is consistent with our partnership agreement, requires us to distribute all of our available cash (as defined in our partnership agreement) each quarter. Accordingly, our growth may not be as fast as businesses that reinvest their available cash to expand ongoing operations.

Our substantial debt levels may limit our flexibility in obtaining additional financing and in pursuing other business opportunities.

As at December 31, 2010, our consolidated debt, capital lease obligations and advances from affiliates totaled \$2.3 billion and we had the capacity to borrow an additional \$378.6 million under our credit facilities. These facilities may be used by us for general partnership purposes, except \$40 million which is specifically linked to the purchase of the Multigas unit. If we are awarded contracts for new LNG or LPG projects, our consolidated debt and capital lease obligations will increase, perhaps significantly. We will continue to have the ability to incur additional debt, subject to limitations in our credit facilities. Our level of debt could have important consequences to us, including the following:

- our ability to obtain additional financing, if necessary, for working capital, capital expenditures, acquisitions or other purposes may be impaired or such financing may not be available on favorable terms;
- we will need a substantial portion of our cash flow to make principal and interest payments on our debt, reducing the funds that would otherwise be available for operations, future business opportunities and distributions to unitholders;
- our debt level may make us more vulnerable than our competitors with less debt to competitive pressures or a downturn in our industry or the economy generally; and
- our debt level may limit our flexibility in responding to changing business and economic conditions.

Our ability to service our debt depends upon, among other things, our future financial and operating performance, which is affected by prevailing economic conditions and financial, business, regulatory and other factors, some of which are beyond our control. If our operating results are not sufficient to service our current or future indebtedness, we will be forced to take actions such as reducing distributions, reducing or delaying our business activities, acquisitions, investments or capital expenditures, selling assets, restructuring or refinancing our debt, or seeking additional equity capital or bankruptcy protection. We may not be able to effect any of these remedies on satisfactory terms, or at all.

Financing agreements containing operating and financial restrictions may restrict our business and financing activities.

The operating and financial restrictions and covenants in our financing arrangements and any future financing agreements for us could adversely affect our ability to finance future operations or capital needs or to engage, expand or pursue our business activities. For example, the arrangements may restrict our ability to:

- incur or guarantee indebtedness;
- change ownership or structure, including mergers, consolidations, liquidations and dissolutions;
- make dividends or distributions when in default of the relevant loans;
- make certain negative pledges and grant certain liens;
- sell, transfer, assign or convey assets;
- make certain investments; and
- enter into a new line of business.

In addition, some of our financing arrangements require us to maintain a minimum level of tangible net worth and a minimum level of aggregate liquidity, a maximum level of leverage and require one of our subsidiaries to maintain restricted cash deposits. Our ability to comply with covenants and restrictions contained in debt instruments may be affected by events beyond our control, including prevailing economic, financial and industry conditions. If market or other economic conditions deteriorate, compliance with these covenants may be impaired. If restrictions, covenants, ratios or tests in the financing agreements are breached, a significant portion of the obligations may become immediately due and payable, and the lenders' commitment to make further loans may terminate. We might not have or be able to obtain sufficient funds to make these accelerated payments. In addition, our obligations under our existing credit facilities are secured by certain of our vessels, and if we are unable to repay debt under the credit facilities, the lenders could seek to foreclose on those assets.

Restrictions in our debt agreements may prevent us from paying distributions.

The payment of principal and interest on our debt and capital lease obligations reduces cash available for distribution to us and on our units. In addition, our financing agreements prohibit the payment of distributions upon the occurrence of the following events, among others:

- failure to pay any principal, interest, fees, expenses or other amounts when due;
- failure to notify the lenders of any material oil spill or discharge of hazardous material, or of any action or claim related thereto;
- breach or lapse of any insurance with respect to vessels securing the facility;
- breach of certain financial covenants;
- failure to observe any other agreement, security instrument, obligation or covenant beyond specified cure periods in certain cases;
- default under other indebtedness;
- bankruptcy or insolvency events;
- failure of any representation or warranty to be materially correct;
- a change of control, as defined in the applicable agreement; and
- a material adverse effect, as defined in the applicable agreement.

We derive a substantial majority of our revenues from a limited number of customers, and the loss of any customer, time-charter or vessel could result in a significant loss of revenues and cash flow.

We have derived, and believe that we will continue to derive, a significant portion of our revenues and cash flow from a limited number of customers. Please read Item 18 – Financial Statements: Note 4 Segment Reporting.

We could lose a customer or the benefits of a time-charter if:

- the customer fails to make charter payments because of its financial inability, disagreements with us or otherwise;
- the customer exercises certain rights to terminate the charter, purchase or cause the sale of the vessel or, under some of our charters, convert the time-charter to a bareboat charter (some of which rights are exercisable at any time);

- the customer terminates the charter because we fail to deliver the vessel within a fixed period of time, the vessel is lost or damaged beyond repair, there are serious deficiencies in the vessel or prolonged periods of off-hire, or we default under the charter; or
- under some of our time-charters, the customer terminates the charter because of the termination of the charterer's sales agreement or a prolonged force majeure event affecting the customer, including damage to or destruction of relevant facilities, war or political unrest preventing us from performing services for that customer.

For example, the charters for the Angola LNG Project allow the charterer to terminate the charter upon 120 days notice and payment of a termination fee, or terminate for other customary reasons. In addition, we will assume a credit risk by entering a charter agreement with Angola LNG Supply Services L.L.C., an unrated entity who will pay us from revenue generated from its sale of gas.

If we lose a key LNG or LPG time-charter, we may be unable to re-deploy the related vessel on terms as favorable to us due to the long-term nature of most LNG and LPG time-charters and the lack of an established LNG spot market. If we are unable to re-deploy a LNG carrier, we will not receive any revenues from that vessel, but we may be required to pay expenses necessary to maintain the vessel in proper operating condition. In addition, if a customer exercises its right to purchase a vessel, we would not receive any further revenue from the vessel and may be unable to obtain a substitute vessel and charter. This may cause us to receive decreased revenue and cash flows from having fewer vessels operating in our fleet. Any compensation under our charters for a purchase of the vessels may not adequately compensate us for the loss of the vessel and related time-charter.

If we lose a key Conventional tanker customer, we may be unable to obtain other long-term Conventional charters and may become subject to the volatile spot market, which is highly competitive and subject to significant price fluctuations. If a customer exercises its right under some charters to purchase or force a sale of the vessel, we may be unable to acquire an adequate replacement vessel or may be forced to construct a new vessel. Any replacement newbuilding would not generate revenues during its construction and we may be unable to charter any replacement vessel on terms as favorable to us as those of the terminated charter.

The loss of certain of our customers, time-charters or vessels, or a decline in payments under our charters, could have a material adverse effect on our business, results of operations and financial condition and our ability to make cash distributions.

We depend on Teekay Corporation to assist us in operating our business, competing in our markets, and providing interim financing for certain vessel acquisitions.

Pursuant to certain services agreements between us and certain of our operating subsidiaries, on the one hand, and certain subsidiaries of Teekay Corporation, on the other hand, the Teekay Corporation subsidiaries provide to us administrative services and to our operating subsidiaries significant operational services (including vessel maintenance, crewing for some of our vessels, purchasing, shipyard supervision, insurance and financial services) and other technical, advisory and administrative services. Our operational success and ability to execute our growth strategy depend significantly upon Teekay Corporation's satisfactory performance of these services. Our business will be harmed if Teekay Corporation fails to perform these services satisfactorily or if Teekay Corporation stops providing these services to us.

Our ability to compete for the transportation requirements of LNG, LPG and oil projects and to enter into new time-charters and expand our customer relationships depends largely on our ability to leverage our relationship with Teekay Corporation and its reputation and relationships in the shipping industry. If Teekay Corporation suffers material damage to its reputation or relationships it may harm our ability to:

- renew existing charters upon their expiration;
- obtain new charters;
- successfully interact with shipyards during periods of shipyard construction constraints;
- obtain financing on commercially acceptable terms; or
- maintain satisfactory relationships with our employees and suppliers.

If our ability to do any of the things described above is impaired, it could have a material adverse effect on our business, results of operations and financial condition and our ability to make cash distributions.

Teekay Corporation is also incurring all costs for the construction and delivery of certain newbuildings, which we refer to as "warehousing." Upon their delivery, we will purchase all of the interest of Teekay Corporation in the vessels at a price that will reimburse Teekay Corporation for these costs and compensate it for its average weighted cost of capital on the construction payments. We may enter into similar arrangements with Teekay Corporation or third parties in the future. If Teekay Corporation or any such third party fails to make construction payments for these newbuildings or other vessels warehoused for us, we could lose access to the vessels as a result of the default or we may need to finance these vessels before they begin operating and generating voyage revenues, which could harm our business and reduce our ability to make cash distributions.

Our main growth depends on continued growth in demand for LNG and LPG shipping.

Our growth strategy focuses on continued expansion in the LNG and LPG shipping sectors. Accordingly, our growth depends on continued growth in world and regional demand for LNG and LPG shipping, which could be negatively affected by a number of factors, such as:

- increases in the cost of natural gas derived from LNG relative to the cost of natural gas generally;
- increase in the cost of LPG relative to the cost of naphtha and other competing petrochemicals;

- increases in the production of natural gas in areas linked by pipelines to consuming areas, the extension of existing, or the development of new, pipeline systems in markets we may serve, or the conversion of existing non-natural gas pipelines to natural gas pipelines in those markets;
- decreases in the consumption of natural gas due to increases in its price relative to other energy sources or other factors making consumption of natural gas less attractive;
- additional sources of natural gas, including shale gas;
- availability of new, alternative energy sources, including compressed natural gas; and
- negative global or regional economic or political conditions, particularly in LNG and LPG consuming regions, which could reduce energy consumption or its growth.

Reduced demand for LNG and LPG shipping would have a material adverse effect on our future growth and could harm our business, results of operations and financial condition.

Growth of the LNG market, and as a consequence, the LPG market, may be limited by infrastructure constraints and community environmental group resistance to new LNG infrastructure over concerns about the environment, safety and terrorism.

A complete LNG/LPG project includes production, liquefaction, regasification, storage and distribution facilities and LNG/LPG carriers. Existing LNG/LPG projects and infrastructure are limited, and new or expanded LNG/LPG projects are highly complex and capital-intensive, with new projects often costing several billion dollars. Many factors could negatively affect continued development of LNG/LPG infrastructure or disrupt the supply of LNG/LPG, including:

- increases in interest rates or other events that may affect the availability of sufficient financing for LNG/LPG projects on commercially reasonable terms;
- decreases in the price of LNG/LPG, which might decrease the expected returns relating to investments in LNG/LPG projects;
- the inability of project owners or operators to obtain governmental approvals to construct or operate LNG/LPG facilities;
- local community resistance to proposed or existing LNG/LPG facilities based on safety, environmental or security concerns;
- any significant explosion, spill or similar incident involving an LNG/LPG facility or LNG carrier; and
- labor or political unrest affecting existing or proposed areas of LNG/LPG production.

If the LNG/LPG supply chain is disrupted or does not continue to grow, or if a significant LNG/LPG explosion, spill or similar incident occurs, it could have a material adverse effect on our business, results of operations and financial condition and our ability to make cash distributions.

Our growth depends on our ability to expand relationships with existing customers and obtain new customers, for which we will face substantial competition.

One of our principal objectives is to enter into additional long-term, fixed-rate LNG, LPG and oil time-charters. The process of obtaining new long-term time-charters is highly competitive and generally involves an intensive screening process and competitive bids, and often extends for several months. Shipping contracts are awarded based upon a variety of factors relating to the vessel operator, including:

- shipping industry relationships and reputation for customer service and safety;
- shipping experience and quality of ship operations (including cost effectiveness);
- quality and experience of seafaring crew;
- the ability to finance carriers at competitive rates and financial stability generally;
- relationships with shipyards and the ability to get suitable berths;
- construction management experience, including the ability to obtain on-time delivery of new vessels according to customer specifications;
- willingness to accept operational risks pursuant to the charter, such as allowing termination of the charter for force majeure events; and
- competitiveness of the bid in terms of overall price.

We compete for providing marine transportation services for potential energy projects with a number of experienced companies, including state-sponsored entities and major energy companies affiliated with the energy project requiring energy shipping services. Many of these competitors have significantly greater financial resources than we do or Teekay Corporation does. We anticipate that an increasing number of marine transportation companies — including many with strong reputations and extensive resources and experience — will enter the energy transportation sector. This increased competition may cause greater price competition for time-charters. As a result of these factors, we may be unable to expand our relationships with existing customers or to obtain new customers on a profitable basis, if at all, which would have a material adverse effect on our business, results of operations and financial condition and our ability to make cash distributions.

Delays in deliveries of newbuildings could harm our operating results and lead to the termination of related time-charters.

We have agreed to purchase various newbuilding vessels. The delivery of these vessels, or any other newbuildings we may order or otherwise acquire, could be delayed, which would delay our receipt of revenues under the time-charters for the vessels. In addition, under some of our charters if our delivery of a vessel to our customer is delayed, we may be required to pay liquidated damages in amounts equal to or, under some charters, almost double, the hire rate during the delay. For prolonged delays, the customer may terminate the time-charter and, in addition to the resulting loss of revenues, we may be responsible for additional, substantial liquidated damages.

Our receipt of newbuildings could be delayed because of:

- quality or engineering problems;
- changes in governmental regulations or maritime self-regulatory organization standards;
- work stoppages or other labor disturbances at the shipyard;
- bankruptcy or other financial crisis of the shipbuilder;
- a backlog of orders at the shipyard;
- political or economic disturbances where our vessels are being or may be built;
- weather interference or catastrophic event, such as a major earthquake or fire;
- our requests for changes to the original vessel specifications;
- shortages of or delays in the receipt of necessary construction materials, such as steel;
- our inability to finance the purchase of the vessels; or
- our inability to obtain requisite permits or approvals.

If delivery of a vessel is materially delayed, it could adversely affect our results or operations and financial condition and our ability to make cash distributions.

We may have more difficulty entering into long-term, fixed-rate LNG time-charters if an active short-term or spot shipping market develops.

LNG shipping historically has been transacted with long-term, fixed-rate time-charters, usually with terms ranging from 20 to 25 years. One of our principal strategies is to enter into additional long-term, fixed-rate LNG time-charters. In recent years the number of spot and short-term LNG charters which we defined as charters under four years has been increasing. In 2009 they accounted for approximately 16% of global LNG trade.

If an active spot or short-term market continues to develop, we may have increased difficulty entering into long-term, fixed-rate time-charters for our LNG vessels and, as a result, our cash flow may decrease and be less stable. In addition, an active short-term or spot LNG market may require us to enter into charters based on changing market prices, as opposed to contracts based on a fixed rate, which could result in a decrease in our cash flow in periods when the market price for shipping LNG is depressed or insufficient funds are available to cover our financing costs for related vessels.

Over time vessel values may fluctuate substantially and, if these values are lower at a time when we are attempting to dispose of a vessel, we may incur a loss.

Vessel values for LNG and LPG carriers and Conventional tankers can fluctuate substantially over time due to a number of different factors, including:

- prevailing economic conditions in natural gas, oil and energy markets;
- a substantial or extended decline in demand for natural gas, LNG, LPG or oil;
- increases in the supply of vessel capacity; and
- the cost of retrofitting or modifying existing vessels, as a result of technological advances in vessel design or equipment, changes in applicable environmental or other regulation or standards, or otherwise.

Vessel values have declined considerably between the third quarter of 2008 and early 2011. If a charter terminates, we may be unable to re-deploy the vessel at attractive rates and, rather than continue to incur costs to maintain and finance it, may seek to dispose of it. Our inability to dispose of the vessel at a reasonable value could result in a loss on its sale and adversely affect our results of operations and financial condition.

We may be unable to make or realize expected benefits from acquisitions, and implementing our growth strategy through acquisitions may harm our business, financial condition and operating results.

Our growth strategy includes selectively acquiring existing LNG carriers or LNG shipping businesses. Historically, there have been very few purchases of existing vessels and businesses in the LNG shipping industry. Factors that may contribute to a limited number of acquisition opportunities in the LNG/LPG industries in the near term include the relatively small number of independent LNG/LPG fleet owners and the limited number of LNG/LPG carriers not subject to existing long-term charter contracts. In addition, competition from other companies could reduce our acquisition opportunities or cause us to pay higher prices.

Any acquisition of a vessel or business may not be profitable to us at or after the time we acquire it and may not generate cash flow sufficient to justify our investment. In addition, our acquisition growth strategy exposes us to risks that may harm our business, financial condition and operating results, including risks that we may:

- fail to realize anticipated benefits, such as new customer relationships, cost-savings or cash flow enhancements;
- be unable to hire, train or retain qualified shore and seafaring personnel to manage and operate our growing business and fleet;
- decrease our liquidity by using a significant portion of our available cash or borrowing capacity to finance acquisitions;
- significantly increase our interest expense or financial leverage if we incur additional debt to finance acquisitions;
- incur or assume unanticipated liabilities, losses or costs associated with the business or vessels acquired; or
- incur other significant charges, such as impairment of goodwill or other intangible assets, asset devaluation or restructuring charges.

Unlike newbuildings, existing vessels typically do not carry warranties as to their condition. While we generally inspect existing vessels prior to purchase, such an inspection would normally not provide us with as much knowledge of a vessel's condition as we would possess if it had been built for us and operated by us during its life. Repairs and maintenance costs for existing vessels are difficult to predict and may be substantially higher than for vessels we have operated since they were built. These costs could decrease our cash flow and reduce our liquidity.

Terrorist attacks, piracy, increased hostilities or war could lead to further economic instability, increased costs and disruption of our business.

Terrorist attacks, piracy, and the current conflicts in Iraq, Afghanistan and Libya and other current and future conflicts, may adversely affect our business, operating results, financial condition, ability to raise capital and future growth. Continuing hostilities in the Middle East may lead to additional armed conflicts or to further acts of terrorism and civil disturbance in the United States, or elsewhere, which may contribute further to economic instability and disruption of LNG/LPG and oil production and distribution, which could result in reduced demand for our services.

In addition, LNG, LPG and oil facilities, shipyards, vessels, pipelines and oil and gas fields could be targets of future terrorist attacks and our vessels could be targets of pirates or hijackers. Any such attacks could lead to, among other things, bodily injury or loss of life, vessel or other property damage, increased vessel operational costs, including insurance costs, and the inability to transport LNG, LPG, natural gas and oil to or from certain locations. Terrorist attacks, war, piracy, hijacking or other events beyond our control that adversely affect the distribution, production or transportation of LNG, LPG or oil to be shipped by us could entitle our customers to terminate our charter contracts, which would harm our cash flow and our business. We anticipate beginning to serve the Angola LNG Project in the fall of 2011. Angola is affected by political instability, a poor economy, poor infrastructure and high unemployment, any of which could lead to one or more of these harms.

Terrorist attacks, or the perception that LNG/LPG facilities and carriers are potential terrorist targets, could materially and adversely affect expansion of LNG/LPG infrastructure and the continued supply of LNG/LPG to the United States and other countries. Concern that LNG/LPG facilities may be targeted for attack by terrorists has contributed to significant community and environmental resistance to the construction of a number of LNG/LPG facilities, primarily in North America. If a terrorist incident involving an LNG/LPG facility or LNG/LPG carrier did occur, in addition to the possible effects identified in the previous paragraph, the incident may adversely affect construction of additional LNG facilities in the United States and other countries or lead to the temporary or permanent closing of various LNG/LPG facilities currently in operation.

Our substantial operations outside the United States expose us to political, governmental and economic instability, which could harm our operations.

Because our operations are primarily conducted outside of the United States, they may be affected by economic, political and governmental conditions in the countries where we engage in business or where our vessels are registered. Any disruption caused by these factors could harm our business, including by reducing the levels of oil exploration, development and production activities in these areas. We derive some of our revenues from shipping oil and LNG from politically unstable regions. Conflicts in these regions have included attacks on ships and other efforts to disrupt shipping. Hostilities or other political instability in regions where we operate or where we may operate could have a material adverse effect on the growth of our business, results of operations and financial condition and ability to make cash distributions. In addition, tariffs, trade embargoes and other economic sanctions by the United States or other countries against countries to which we trade may limit trading activities with those countries, which could also harm our business and ability to make cash distributions. Finally, a government could requisition one or more of our vessels, which is most likely during war or national emergency. Any such requisition would cause a loss of the vessel and could harm our cash flow and financial results.

Marine transportation is inherently risky, and an incident involving significant loss of or environmental contamination by any of our vessels could harm our reputation and business.

Our vessels and their cargoes are at risk of being damaged or lost because of events such as:

- marine disasters;
- bad weather;
- mechanical failures;
- grounding, fire, explosions and collisions;
- piracy;
- human error; and
- war and terrorism.

An accident involving any of our vessels could result in any of the following:

- death or injury to persons, loss of property or environmental damage;
- delays in the delivery of cargo;
- loss of revenues from or termination of charter contracts;
- governmental fines, penalties or restrictions on conducting business;
- higher insurance rates; and
- damage to our reputation and customer relationships generally.

Any of these results could have a material adverse effect on our business, financial condition and operating results.

Our insurance may be insufficient to cover losses that may occur to our property or result from our operations.

The operation of LNG and LPG carriers and oil tankers is inherently risky. Although we carry hull and machinery (marine and war risks) and protection and indemnity insurance, all risks may not be adequately insured against, and any particular claim may not be paid. In addition, only certain of our LNG carriers carry insurance covering the loss of revenues resulting from vessel off-hire time based on its cost compared to our off-hire experience. Any claims covered by insurance would be subject to deductibles, and since it is possible that a large number of claims may be brought, the aggregate amount of these deductibles could be material. Certain of our insurance coverage is maintained through mutual protection and indemnity associations, and as a member of such associations we may be required to make additional payments over and above budgeted premiums if member claims exceed association reserves.

We may be unable to procure adequate insurance coverage at commercially reasonable rates in the future. For example, more stringent environmental regulations have led in the past to increased costs for, and in the future may result in the lack of availability of, insurance against risks of environmental damage or pollution. A catastrophic oil spill or marine disaster could result in losses that exceed our insurance coverage, which could harm our business, financial condition and operating results. Any uninsured or underinsured loss could harm our business and financial condition. In addition, our insurance may be voidable by the insurers as a result of certain of our actions, such as our ships failing to maintain certification with applicable maritime self-regulatory organizations.

Changes in the insurance markets attributable to terrorist attacks may also make certain types of insurance more difficult for us to obtain. In addition, the insurance that may be available may be significantly more expensive than our existing coverage.

The marine energy transportation industry is subject to substantial environmental and other regulations, which may significantly limit our operations or increase our expenses.

Our operations are affected by extensive and changing international, national and local environmental protection laws, regulations, treaties and conventions in force in international waters, the jurisdictional waters of the countries in which our vessels operate, as well as the countries of our vessels' registration, including those governing oil spills, discharges to air and water, and the handling and disposal of hazardous substances and wastes. Many of these requirements are designed to reduce the risk of oil spills and other pollution. In addition, we believe that the heightened environmental, quality and security concerns of insurance underwriters, regulators and charterers will lead to additional regulatory requirements, including enhanced risk assessment and security requirements and greater inspection and safety requirements on vessels. We expect to incur substantial expenses in complying with these laws and regulations, including expenses for vessel modifications and changes in operating procedures.

These requirements can affect the resale value or useful lives of our vessels, require a reduction in cargo capacity, ship modifications or operational changes or restrictions, lead to decreased availability of insurance coverage for environmental matters or result in the denial of access to certain jurisdictional waters or ports, or detention in, certain ports. Under local, national and foreign laws, as well as international treaties and conventions, we could incur material liabilities, including cleanup obligations, in the event that there is a release of petroleum or other hazardous substances from our vessels or otherwise in connection with our operations. We could also become subject to personal injury or property damage claims relating to

the release of or exposure to hazardous materials associated with our operations. In addition, failure to comply with applicable laws and regulations may result in administrative and civil penalties, criminal sanctions or the suspension or termination of our operations, including, in certain instances, seizure or detention of our vessels. For further information about regulations affecting our business and related requirements on us, please read Item 4 – Information on the Partnership: C. Regulations.

Climate change and greenhouse gas restrictions may adversely impact our operations and markets.

Due to concern over the risk of climate change, a number of countries have adopted, or are considering the adoption of, regulatory frameworks to reduce greenhouse gas emissions. These regulatory measures include, among others, adoption of cap and trade regimes, carbon taxes, increased efficiency standards, and incentives or mandates for renewable energy. Compliance with changes in laws, regulations and obligations relating to climate change could increase our costs related to operating and maintaining our vessels and require us to install new emission controls, acquire allowances or pay taxes related to our greenhouse gas emissions, or administer and manage a greenhouse gas emissions program. Revenue generation and strategic growth opportunities may also be adversely affected.

Adverse effects upon the oil and gas industry relating to climate change may also adversely affect demand for our services. Although we do not expect that demand for oil and gas will lessen dramatically over the short term, in the long term climate change may reduce the demand for oil and gas or increased regulation of greenhouse gases may create greater incentives for use of alternative energy sources. Any long-term material adverse effect on the oil and gas industry could have a significant financial and operational adverse impact on our business that we cannot predict with certainty at this time.

Exposure to currency exchange rate fluctuations will result in fluctuations in our cash flows and operating results.

We are paid in Euros under some of our charters, and certain of our vessel operating expenses and general and administrative expenses currently are denominated in Euros, which is primarily a function of the nationality of our crew and administrative staff. We also make payments under two Euro-denominated term loans. If the amount of our Euro-denominated obligations exceeds our Euro-denominated revenues, we must convert other currencies, primarily the U.S. Dollar, into Euros. An increase in the strength of the Euro relative to the U.S. Dollar would require us to convert more U.S. Dollars to Euros to satisfy those obligations, which would cause us to have less cash available for distribution. In addition, if we do not have sufficient U.S. Dollars, we may be required to convert Euros into U.S. Dollars for distributions to unitholders. An increase in the strength of the U.S. Dollar relative to the Euro could cause us to have less cash available for distribution in this circumstance. We have not entered into currency swaps or forward contracts or similar derivatives to mitigate this risk.

Because we report our operating results in U.S. Dollars, changes in the value of the U.S. Dollar relative to the Euro also result in fluctuations in our reported revenues and earnings. In addition, under U.S. accounting guidelines, all foreign currency-denominated monetary assets and liabilities such as cash and cash equivalents, accounts receivable, restricted cash, accounts payable, long-term debt and capital lease obligations, are revalued and reported based on the prevailing exchange rate at the end of the period. This revaluation historically has caused us to report significant non-monetary foreign currency exchange gains or losses each period. The primary source for these gains and losses is our Euro-denominated term loans.

Many of our seafaring employees are covered by collective bargaining agreements and the failure to renew those agreements or any future labor agreements may disrupt our operations and adversely affect our cash flows.

A significant portion of our seafarers, and the seafarers employed by Teekay Corporation and its other affiliates that crew some of our vessels, are employed under collective bargaining agreements. While most of our labor agreements have recently been renewed, crew compensation levels under future collective bargaining agreements may exceed existing compensation levels, which would adversely affect our results of operations and cash flows. We may be subject to labor disruptions in the future if our relationships deteriorate with our seafarers or the unions that represent them. Our collective bargaining agreements may not prevent labor disruptions, particularly when the agreements are being renegotiated. Any labor disruptions could harm our operations and could have a material adverse effect on our business, results of operations and financial condition and our ability to make cash distributions.

Teekay Corporation may be unable to attract and retain qualified, skilled employees or crew necessary to operate our business, or may have to pay substantially increased costs for its employees and crew.

Our success depends in large part on Teekay Corporation's ability to attract and retain highly skilled and qualified personnel. In crewing our vessels, we require technically skilled employees with specialized training who can perform physically demanding work. Competition to attract and retain qualified crew members is intense and crew manning costs continue to increase.

If we are not able to increase our rates to compensate for any crew cost increases, our financial condition and results of operations may be adversely affected. Any inability we experience in the future to hire, train and retain a sufficient number of qualified employees could impair our ability to manage, maintain and grow our business.

Due to our lack of diversification, adverse developments in our LNG, LPG or oil marine transportation businesses could reduce our ability to make distributions to our unitholders.

We rely exclusively on the cash flow generated from our LNG and LPG carriers and Conventional oil tankers that operate in the LNG, LPG and oil marine transportation business. Due to our lack of diversification, an adverse development in the LNG, LPG or oil shipping industry would have a significantly greater impact on our financial condition and results of operations than if we maintained more diverse assets or lines of business.

Teekay Corporation and its affiliates may engage in competition with us.

Teekay Corporation and its affiliates, including Teekay Offshore Partners L.P. (or *Teekay Offshore*), may engage in competition with us. Pursuant to an omnibus agreement between Teekay Corporation, Teekay Offshore, us and other related parties, Teekay Corporation, Teekay Offshore and their respective controlled affiliates (other than us and our subsidiaries) generally have agreed not to own, operate or charter LNG carriers without the

consent of our General Partner. The omnibus agreement, however, allows Teekay Corporation, Teekay Offshore or any of such controlled affiliates to:

- acquire LNG carriers and related time-charters as part of a business if a majority of the value of the total assets or business acquired is not attributable to the LNG carriers and time-charters, as determined in good faith by the board of directors of Teekay Corporation or the board of directors of Teekay Offshore's general partner; however, if at any time Teekay Corporation or Teekay Offshore completes such an acquisition, it must offer to sell the LNG carriers and related time-charters to us for their fair market value plus any additional tax or other similar costs to Teekay Corporation or Teekay Offshore that would be required to transfer the LNG carriers and time-charters to us separately from the acquired business; or
- own, operate and charter LNG carriers that relate to a bid or award for a proposed LNG project that Teekay Corporation or any of its subsidiaries has submitted or hereafter submits or receives; however, at least 180 days prior to the scheduled delivery date of any such LNG carrier, Teekay Corporation must offer to sell the LNG carrier and related time-charter to us, with the vessel valued at its "fully-built-up cost," which represents the aggregate expenditures incurred (or to be incurred prior to delivery to us) by Teekay Corporation to acquire or construct and bring such LNG carrier to the condition and location necessary for our intended use, plus a reasonable allocation of overhead costs related to the development of such a project and other projects that would have been subject to the offer rights set forth in the omnibus agreement but were not completed.

If we decline the offer to purchase the LNG carriers and time-charters described above, Teekay Corporation or Teekay Offshore may own and operate the LNG carriers, but may not expand that portion of its business.

In addition, pursuant to the omnibus agreement, Teekay Corporation, Teekay Offshore or any of their respective controlled affiliates (other than us and our subsidiaries) may:

- acquire, operate or charter LNG carriers if our General Partner has previously advised Teekay Corporation or Teekay Offshore that the board of directors of our General Partner has elected, with the approval of the conflicts committee of its board of directors, not to cause us or our subsidiaries to acquire or operate the carriers;
- acquire up to a 9.9% equity ownership, voting or profit participation interest in any publicly traded company that owns or operate LNG carriers; and
- provide ship management services relating to LNG carriers.

If there is a change of control of Teekay Corporation or Teekay Offshore, the non-competition provisions of the omnibus agreement may terminate, which termination could have a material adverse effect on our business, results of operations and financial condition and our ability to make cash distributions.

Our General Partner and its other affiliates have conflicts of interest and limited fiduciary duties, which may permit them to favor their own interests to those of unitholders.

Teekay Corporation, which owns and controls our General Partner, indirectly owns the 2% General Partner interest and as at December 31, 2010 owned a 44.8% limited partner interest in us. Conflicts of interest may arise between Teekay Corporation and its affiliates, including our General Partner, on the one hand, and us and our unitholders, on the other hand. As a result of these conflicts, our General Partner may favor its own interests and the interests of its affiliates over the interests of our unitholders. These conflicts include, among others, the following situations:

- neither our partnership agreement nor any other agreement requires our General Partner or Teekay Corporation to pursue a business strategy that favors us or utilizes our assets, and Teekay Corporation's officers and directors have a fiduciary duty to make decisions in the best interests of the stockholders of Teekay Corporation, which may be contrary to our interests;
- the executive officers and three of the directors of our General Partner also currently serve as executive officers or directors of Teekay Corporation;
- our General Partner is allowed to take into account the interests of parties other than us, such as Teekay Corporation, in resolving conflicts of interest, which has the effect of limiting its fiduciary duty to our unitholders;
- our General Partner has limited its liability and reduced its fiduciary duties under the laws of the Marshall Islands, while also restricting the remedies available to our unitholders, and as a result of purchasing common units, unitholders are treated as having agreed to the modified standard of fiduciary duties and to certain actions that may be taken by our General Partner, all as set forth in our partnership agreement;
- our General Partner determines the amount and timing of our asset purchases and sales, capital expenditures, borrowings, issuances of additional partnership securities and reserves, each of which can affect the amount of cash that is available for distribution to our unitholders;
- in some instances our General Partner may cause us to borrow funds in order to permit the payment of cash distributions, even if the purpose or effect of the borrowing is to make incentive distributions to affiliates to Teekay Corporation;
- our General Partner determines which costs incurred by it and its affiliates are reimbursable by us;
- our partnership agreement does not restrict our General Partner from causing us to pay it or its affiliates for any services rendered to us on terms that are fair and reasonable or entering into additional contractual arrangements with any of these entities on our behalf;

- our General Partner controls the enforcement of obligations owed to us by it and its affiliates; and
- our General Partner decides whether to retain separate counsel, accountants or others to perform services for us.

Certain of our lease arrangements contain provisions whereby we have provided a tax indemnification to third parties.

We and a joint venture partner are the lessee under 30-year capital lease arrangements with a third party for three LNG carriers. Under the terms of these capital lease arrangements, the lessor claims tax depreciation on the capital expenditures it incurred to acquire these vessels. As is typical in these leasing arrangements, tax and change of law risks are assumed by the lessee. The rentals payable under the lease arrangements are predicated on the basis of certain tax and financial assumptions at the commencement of the leases. If an assumption proves to be incorrect or there is a change in the applicable tax legislation, the lessor is entitled to increase the rentals so as to maintain its agreed after-tax margin. However, the terms of the lease arrangements enable us and our joint venture partner to terminate the lease arrangement on a voluntary basis at any time. In the event of an early termination of the lease arrangements, the joint venture may be obliged to pay termination sums to the lessor sufficient to repay its investment in the vessels and to compensate it for the tax effect of the terminations, including recapture of tax depreciation, if any.

In addition, the subsidiaries of another joint venture formed to service the Tangguh LNG project in Indonesia have entered into lease arrangements with a third party for two LNG carriers. We purchased Teekay Corporation's interest in this joint venture in 2009. The terms of the lease arrangements provide similar tax and change of law risk assumption by this joint venture as we have with the three LNG carriers above.

United States common unitholders will be required to pay U.S. taxes on their share of our income even if they do not receive any cash distributions from us.

U.S. citizens, residents or other U.S. taxpayers will be required to pay U.S. federal income taxes and, in some cases, U.S. state and local income taxes on their share of our taxable income, whether or not they receive cash distributions from us. U.S. common unitholders may not receive cash distributions from us equal to their share of our taxable income or even equal to the actual tax liability that results from their share of our taxable income.

Because distributions may reduce a common unitholder's tax basis in our common units, common unitholders may realize greater gain on the disposition of their units than they otherwise may expect, and common unitholders may have a tax gain even if the price they receive is less than their original cost.

If common unitholders sell their common units, they will recognize gain or loss for U.S. federal income tax purposes that is equal to the difference between the amount realized and their tax basis in those common units. Prior distributions in excess of the total net taxable income allocated decrease a common unitholder's tax basis and will, in effect, become taxable income if common units are sold at a price greater than their tax basis, even if the price received is less than the original cost. Assuming we are not treated as a corporation for U.S. federal income tax purposes, a substantial portion of the amount realized on a sale of units, whether or not representing gain, may be ordinary income.

The decision of the United States Court of Appeals for the Fifth Circuit in Tidewater Inc. v. United States creates some uncertainty as to whether we will be classified as a partnership for U.S. federal income tax purposes.

In order for us to be classified as a partnership for U.S. federal income tax purposes, more than 90% of our gross income each year must be "qualifying income" under Section 7704 of the U.S. Internal Revenue Code of 1986, as amended (the Code). For this purpose, "qualifying income" includes income from providing marine transportation services to customers with respect to crude oil, natural gas and certain products thereof but does not include rental income from leasing vessels to customers.

The decision of the United States Court of Appeals for the Fifth Circuit in *Tidewater Inc. v. United States*, 565 F.3d 299 (5th Cir. 2009) held that income derived from certain time chartering activities should be treated as rental income rather than service income for purposes of a foreign sales corporation provision of the Code. However, the Internal Revenue Service (or IRS) stated in an Action on Decision (AOD 2010-001) that it disagrees with, and will not acquiesce to, the way that the rental versus services framework was applied to the facts in the *Tidewater* decision, and in its discussion stated that the time charters at issue in *Tidewater* would be treated as producing services income for purposes of the passive foreign investment company provisions of the Code. The IRS's statement with respect to *Tidewater* cannot be relied upon or otherwise cited as precedent by taxpayers. Consequently, in the absence of any binding legal authority specifically relating to the statutory provisions governing "qualifying income" under Section 7704 of the Code, there can be no assurance that the IRS or a court would not follow the *Tidewater* decision in interpreting the "qualifying income" provisions under Section 7704 of the Code. Nevertheless, we intend to take the position that our time charter income is "qualifying income" within the meaning of Section 7704(d) of the Code. No assurance can be given, however, that the IRS, or a court of law, will accept our position. As such, there is some uncertainty regarding the status of our time charter income as "qualifying income" and therefore some uncertainty as to whether we will be classified as a partnership for federal income tax purposes. Please read "Item 10 – Additional Information – Taxation — United States Tax Consequences – Classification as a Partnership."

The after-tax benefit of an investment in the common units may be reduced if we are not treated as a partnership for U.S. federal income tax purposes.

The anticipated after-tax benefit of an investment in common units may be reduced if we are not treated as a partnership for U.S. federal income tax purposes. If we are not treated as a partnership for U.S. federal income tax purposes, we would be treated as a corporation for such purposes, and common unitholders could suffer material adverse tax or economic consequences, including the following:

- The ratio of taxable income to distributions with respect to common units would increase because items would not be allocated to account for any differences between the fair market value and the basis of our assets at the time our common units are issued.

- Common unitholders may recognize income or gain on any change in our status from a partnership to a corporation that occurs while they hold units.
- We would not be permitted to adjust the tax basis of a secondary market purchaser in our assets under Section 743(b) of the Code. As a result, a person who purchases common units from a common unitholder in the secondary market after this offering may realize materially more taxable income each year with respect to the units. This could reduce the value of common unitholders' common units.
- Common unitholders would not be entitled to claim any credit against their U.S. federal income tax liability for non-U.S. income tax liabilities incurred by us.
- As to the U.S. source portion of our income attributable to transportation that begins or ends (but not both) in the United States, we will be subject to U.S. tax on such income on a gross basis (that is, without any allowance for deductions) at a rate of 4%. The imposition of this tax would have a negative effect on our business and would result in decreased cash available for distribution to common unitholders.
- We also may be considered a passive foreign investment company (or PFIC) for U.S. federal income tax purposes. U.S. shareholders of a PFIC are subject to an adverse U.S. federal income tax regime with respect to the income derived by the PFIC, the distributions they receive from the PFIC, and the gain, if any, they derive from the sale or other disposition of their interests in the PFIC.

Please read "Item 10 – Additional Information – Taxation – United States Tax Consequences — Possible Classification as a Corporation."

U.S. tax-exempt entities and non-U.S. persons face unique U.S. tax issues from owning common units that may result in adverse U.S. tax consequences to them.

Investments in common units by U.S. tax-exempt entities, including individual retirement accounts (known as IRAs), other retirements plans and non-U.S. persons raise issues unique to them. Assuming we are classified as a partnership for U.S. federal income tax purposes, virtually all of our income allocated to organizations exempt from U.S. federal income tax will be unrelated business taxable income and generally will be subject to U.S. federal income tax. In addition, non-U.S. persons may be subject to a 4% U.S. federal income tax on the U.S. source portion of our gross income attributable to transportation that begins or ends (but not both) in the United States, or distributions to them may be reduced on account of withholding of U.S. federal income tax by us in the event we are treated as having a fixed place of business in the United States or otherwise earn U.S. effectively connected income, unless an exemption applies and they file U.S. federal income tax returns to claim such exemption.

The sale or exchange of 50% or more of our capital or profits interests in any 12-month period will result in the termination of our partnership for U.S. federal income tax purposes.

We will be considered to have been terminated for U.S. federal income tax purposes if there is a sale or exchange of 50% or more of the total interests in our capital or profits within any 12-month period. Our termination would, among other things, result in the closing of our taxable year for all unitholders and could result in a deferral of depreciation deductions allowable in computing our taxable income. Please read "Item 10 – Additional Information – Taxation – United States Tax Consequences — Disposition of Common Units — Constructive Termination."

Some of our subsidiaries that are classified as corporations for U.S. federal income tax purposes might be treated as "passive foreign investment companies," which could result in additional taxes to our unitholders.

Certain of our subsidiaries that are classified as corporations for U.S. federal income tax purposes could be treated as "passive foreign investment companies" (or PFICs) for U.S. federal income tax purposes. U.S. shareholders of a PFIC are subject to an adverse U.S. federal income tax regime with respect to the income derived by the PFIC, the distributions they receive from the PFIC, and the gain, if any, they derive from the sale or other disposition of their interests in the PFIC. We have received a ruling from the IRS that our subsidiary Teekay LNG Holdco L.L.C. will be classified as a CFC rather than a PFIC as long as it is wholly-owned by a U.S. partnership and we have restructured our subsidiaries Arctic Spirit L.L.C. and Polar Spirit L.L.C. such that they are also owned by our U.S. partnership. We intend to take the position that these subsidiaries should also be treated as CFCs rather than PFICs following this restructuring. Moreover, we believe and intend to take the position that these subsidiaries were not PFICs at any time prior to the restructuring. No assurance can be given, however, that the IRS, or a court of law, will accept this position. Please read "Item 10 – Additional Information – Taxation – United States Tax Consequences – Taxation of our Subsidiary Corporations."

Teekay Corporation owns less than 50% of our outstanding equity interests, which could cause certain of our subsidiaries and us to be subject to additional tax.

Certain of our subsidiaries are classified as corporations for U.S. federal income tax purposes. As such, these subsidiaries will be subject to U.S. federal income tax on the U.S. source portion of our income attributable to transportation that begins or ends (but not both) in the United States if they fail to qualify for an exemption from U.S. federal income tax (the *Section 883 Exemption*). Teekay Corporation indirectly owns less than 50% of certain of our subsidiaries' and our outstanding equity interests. Consequently, we expect these subsidiaries failed to qualify for the Section 883 Exemption in 2010 and will fail to qualify for the Section 883 Exemption in subsequent tax years. Any resulting imposition of U.S. federal income taxes will result in decreased cash available for distribution to common unitholders. Please read "Item 10 – Additional Information – Taxation – United States Tax Consequences – Taxation of our Subsidiary Corporations."

In addition, if we are not treated as a partnership for U.S. federal income tax purposes, we expect that we also would fail to qualify for the Section 883 Exemption in subsequent tax years and that any resulting imposition of U.S. federal income taxes would result in decreased cash available for distribution to common unitholders.

The Internal Revenue Service (or IRS) may challenge the manner in which we value our assets in determining the amount of income, gain, loss and deduction allocable to the unitholders, which could adversely affect the value of the common units.

A unitholder's taxable income or loss with respect to a common unit each year will depend upon a number of factors, including the nature and fair market value of our assets at the time the holder acquired the common unit, whether we issue additional units or whether we engage in certain other transactions, and the manner in which our items of income, gain, loss and deduction are allocated among our partners. For this purpose, we determine the value of our assets and the relative amounts of our items of income, gain, loss and deduction allocable to our unitholders and our general partner as holder of the incentive distribution rights by reference to the value of our interests, including the incentive distribution rights. The IRS may challenge any valuation determinations that we make, particularly as to the incentive distribution rights, for which there is no public market. In addition, the IRS could challenge certain other aspects of the manner in which we determine the relative allocations made to our unitholders and to the general partner as holder of our incentive distribution rights. A successful IRS challenge to our valuation or allocation methods could increase the amount of net taxable income and gain realized by a unitholder with respect to a common unit. Any such IRS challenge, whether or not successful, could adversely affect the value of our common units.

Common unitholders may be subject to income tax in one or more non-U.S. countries, including Canada, as a result of owning our common units if, under the laws of any such country, we are considered to be carrying on business there. Such laws may require common unitholders to file a tax return with, and pay taxes to, those countries. Any foreign taxes imposed on us or any of our subsidiaries will reduce our cash available for distribution to common unitholders.

We intend that our affairs and the business of each of our subsidiaries is conducted and operated in a manner that minimizes foreign income taxes imposed upon us and our subsidiaries or which may be imposed upon you as a result of owning our common units. However, there is a risk that common unitholders will be subject to tax in one or more countries, including Canada, as a result of owning our common units if, under the laws of any such country, we are considered to be carrying on business there. If common unitholders are subject to tax in any such country, common unitholders may be required to file a tax return with, and pay taxes to, that country based on their allocable share of our income. We may be required to reduce distributions to common unitholders on account of any withholding obligations imposed upon us by that country in respect of such allocation to common unitholders. The United States may not allow a tax credit for any foreign income taxes that common unitholders directly or indirectly incur. Any foreign taxes imposed on us or any of our subsidiaries will reduce our cash available for common unitholders.

Item 4. Information on the Partnership

A. Overview, History and Development

Overview and History

Teekay LNG Partners L.P. is an international provider of marine transportation services for LNG, LPG and crude oil. We were formed in 2004 by Teekay Corporation (NYSE: TK), the world's largest owner and operator of medium sized crude oil tankers, to expand its operations in the LNG shipping sector. Our primary growth strategy focuses on expanding our fleet of LNG and LPG carriers under long-term, fixed-rate charters. We intend to continue our practice of acquiring LNG and LPG carriers as needed for approved projects only after the long-term charters for the projects have been awarded to us, rather than ordering vessels on a speculative basis. In executing our growth strategy, we may engage in vessel or business acquisitions or enter into joint ventures and partnerships with companies that may provide increased access to emerging opportunities from global expansion of the LNG and LPG sectors. We seek to leverage the expertise, relationships and reputation of Teekay Corporation and its affiliates to pursue these opportunities in the LNG and LPG sectors and may consider other opportunities to which our competitive strengths are well suited. Although we may acquire additional crude oil tankers from time to time, we view our Conventional tanker fleet primarily as a source of stable cash flow as we seek to continue to expand our LNG and LPG operations.

As of March 1, 2011, our fleet, excluding newbuildings, consisted of 17 LNG carriers (including the four RasGas 3 LNG Carriers and the two LNG carriers jointly owned with Exmar), 10 Suezmax-class crude oil tankers, one Handymax product tanker and two LPG carriers, all of which are double-hulled. Our fleet is young, with an average age of approximately six years for our LNG carriers, approximately six years for our Conventional tankers, and approximately one year for our LPG carriers, compared to world averages of 10, 8 and 16 years, respectively, as of December 31, 2010.

Our vessels operate under long-term, fixed-rate charters primarily with major energy and utility companies and Teekay Corporation. The average remaining term for these charters is approximately 16 years for our LNG carriers, approximately 9 years for our Conventional tankers (Suezmax and Handymax), and approximately 14 years for our LPG carriers, subject, in certain circumstances, to termination or vessel purchase rights.

Our fleet of existing LNG carriers currently has approximately 2.6 million cubic meters of total capacity. The aggregate capacity of our Conventional tanker fleet, including our recently acquired tankers, is approximately 1.6 million deadweight tonnes (*dwt*). Upon delivery of the three remaining LPG newbuilding carriers, the total capacity of our fleet of LPG carriers will increase to approximately 54,000 cubic meters.

Our original fleet was established by Naviera F. Tapias S.A. (or *Tapias*), a private Spanish company founded in 1991 to ship crude oil. Tapias began shipping LNG with the acquisition of its first LNG carrier in 2002. Teekay Corporation acquired Tapias in April 2004 and changed its name to Teekay Shipping Spain S.L. (or *Teekay Spain*). As part of the acquisition, Teekay Spain retained its senior management, including its chief executive officer, and other personnel who continue to manage the day-to-day operations of Teekay Spain with input on strategic decisions from our General Partner. Teekay Spain also obtains strategic consulting, advisory, ship management, technical and administrative services from affiliates of Teekay Corporation.

We were formed in connection with our initial public offering. Upon the closing of that offering on May 10, 2005, we acquired Teekay Spain and other assets, and began operating as a publicly-traded limited partnership.

We are incorporated under the laws of the Republic of The Marshall Islands as Teekay LNG Partners L.P. and maintain our principal executive headquarters at 4th Floor, Belvedere Building, 69 Pitts Bay Road, Hamilton, HM 08, Bermuda. Our telephone number at such address is (441) 298-2530.

B. Operations

Our Charters

We generate revenues by charging customers for the transportation of their LNG, LPG and crude oil using our vessels. These services are provided through either a time-charter or bareboat charter contract, where vessels are chartered to customers for a fixed period of time at rates that are generally fixed but may contain a variable component based on inflation, interest rates or current market rates.

Currently, all our vessels are employed on long-term charters. We do not anticipate earning revenues from voyage charters in the foreseeable future.

"Hire" rate refers to the basic payment from the customer for the use of a vessel. Hire is payable monthly, in advance, in U.S. Dollars or Euros, as specified in the charter. The hire rate generally includes two components – a capital cost component and an operating expense component. The capital component typically approximates the amount we are required to pay under vessel financing obligations and, for five of our existing Conventional tankers, adjusts for changes in the floating interest rates relating to the underlying vessel financing. The operating component, which adjusts annually for inflation, is intended to compensate us for vessel operating expenses and provide us a profit.

In addition, we may receive additional revenues beyond the fixed hire rate when current market rates exceed specified amounts under our time-charter for four Suezmax tankers, the *Teide Spirit*, *Algeciras Spirit*, *Huelva Spirit* and *Tenerife Spirit*.

Hire payments may be reduced or, under some charters, we must pay liquidated damages, if the vessel does not perform to certain of its specifications, such as if the average vessel speed falls below a guaranteed speed or the amount of fuel consumed to power the vessel under normal circumstances exceeds a guaranteed amount. Historically, we have had few instances of hire rate reductions and none that have had a material impact on our operating results.

When a vessel is "off-hire"—or not available for service—generally the customer is not required to pay the hire rate and we are responsible for all costs. Prolonged off-hire may lead to vessel substitution or termination of the time-charter. A vessel will be deemed to be off-hire if it is in drydock. We must periodically drydock each of our vessels for inspection, repairs and maintenance and any modifications to comply with industry certification or governmental requirements. In addition, a vessel generally will be deemed off-hire if there is a loss of time due to, among other things: operational deficiencies; equipment breakdowns; delays due to accidents, crewing strikes, certain vessel detentions or similar problems; or our failure to maintain the vessel in compliance with its specifications and contractual standards or to provide the required crew.

Liquefied Gas Segment

LNG Carriers

The LNG carriers in our liquefied gas segment compete in the LNG market. LNG carriers are usually chartered to carry LNG pursuant to time-charter contracts, where a vessel is hired for a fixed period of time, usually between 20 and 25 years, and the charter rate is payable to the owner on a monthly basis. LNG shipping historically has been transacted with long-term, fixed-rate time-charter contracts. LNG projects require significant capital expenditures and typically involve an integrated chain of dedicated facilities and cooperative activities. Accordingly, the overall success of an LNG project depends heavily on long-range planning and coordination of project activities, including marine transportation. Most shipping requirements for new LNG projects continue to be provided on a long-term basis, though the level of spot voyages (typically consisting of a single voyage) and short-term time-charters of less than 12 months duration have grown in the past few years.

In the LNG market, we compete principally with other private and state-controlled energy and utilities companies that generally operate captive fleets, and independent ship owners and operators. Many major energy companies compete directly with independent owners by transporting LNG for third parties in addition to their own LNG. Given the complex, long-term nature of LNG projects, major energy companies historically have transported LNG through their captive fleets. However, independent fleet operators have been obtaining an increasing percentage of charters for new or expanded LNG projects as some major energy companies have continued to divest non-core businesses.

LNG carriers transport LNG internationally between liquefaction facilities and import terminals. After natural gas is transported by pipeline from production fields to a liquefaction facility, it is supercooled to a temperature of approximately negative 260 degrees Fahrenheit. This process reduces its volume to approximately 1/600th of its volume in a gaseous state. The reduced volume facilitates economical storage and transportation by ship over long distances, enabling countries with limited natural gas reserves or limited access to long-distance transmission pipelines to import natural gas. LNG Carriers include a sophisticated containment system that holds the LNG and provides insulation to reduce the amount of LNG that boils off naturally. The natural boil off is either used as fuel to power the engines on the ship or it can be reliquefied and put back into the tanks. LNG is transported overseas in specially built tanks on double-hulled ships to a receiving terminal, where it is offloaded and stored in insulated tanks. In regasification facilities at the receiving terminal, the LNG is returned to its gaseous state (or *regasified*) and then shipped by pipeline for distribution to natural gas customers.

With the exception of the *Arctic Spirit* and *Polar Spirit* which are the only two ships in the world that utilize the IHI SPB independent tank technology, the remainder of our fleet makes use of one of the GTT membrane containment systems. The GTT membrane systems are used in the majority of LNG tankers now being constructed. New LNG carriers are generally expected to have a lifespan of approximately 35 to 40 years. Unlike the oil tanker industry, there currently are no regulations that require the phase-out from trading of LNG carriers after they reach a certain age. As at December 31, 2010 our LNG carriers had an average age of approximately six years, compared to the world LNG carrier fleet average age of approximately 10 years. In addition, as at that date, there were approximately 362 vessels in the world LNG fleet and approximately 22 additional LNG carriers under construction or on order for delivery through 2014.

The following table provides additional information about our LNG vessels as of December 31, 2010.

<u>Vessel</u>	<u>Capacity</u> (cubic meters)	<u>Delivery</u>	<u>Our Ownership</u>	<u>Charterer</u>	<u>Remaining</u> <u>Charter Term</u> ⁽¹⁾
---------------	-----------------------------------	-----------------	----------------------	------------------	--

Operating LNG carriers:

Hispania Spirit	137,814	2002	100%	Repsol YPF	12 years ⁽³⁾
Catalunya Spirit	135,423	2003	100%	Gas Natural SDG	13 years ⁽³⁾
Galicia Spirit	137,814	2004	100%	Unión Fenosa Gas	19 years ⁽⁴⁾
Madrid Spirit	135,423	2004	Capital lease ⁽²⁾	Repsol YPF Ras Laffan Liquefied	14 years ⁽³⁾
Al Marrouna	149,539	2006	Capital lease ⁽²⁾	Natural Gas Company Ltd. Ras Laffan Liquefied	16 years ⁽⁵⁾
Al Areesh	148,786	2007	Capital lease ⁽²⁾	Natural Gas Company Ltd. Ras Laffan Liquefied	16 years ⁽⁵⁾
Al Daayen	148,853	2007	Capital lease ⁽²⁾	Natural Gas Company Ltd. The Tangguh Production	16 years ⁽⁵⁾
Tangguh Hiri	151,885	2008	69%	Sharing Contractors The Tangguh Production	18 years
Tangguh Sago	155,000	2009	69%	Sharing Contractors Ras Laffan Liquefied	18 years
Al Huwaila	214,176	2008	40% ⁽⁶⁾	Natural Gas Company Ltd. ⁽³⁾ Ras Laffan Liquefied	22 years ⁽³⁾
Al Kharsaah	214,198	2008	40% ⁽⁶⁾	Natural Gas Company Ltd. ⁽³⁾ Ras Laffan Liquefied	22 years ⁽³⁾
Al Shamal	213,536	2008	40% ⁽⁶⁾	Natural Gas Company Ltd. ⁽³⁾ Ras Laffan Liquefied	22 years ⁽³⁾
Al Khuwair	213,101	2008	40% ⁽⁶⁾	Natural Gas Company Ltd. ⁽³⁾	23 years ⁽³⁾
Arctic Spirit	87,305	1993	99%	Teekay Corporation	7 years ⁽⁵⁾
Polar Spirit	87,305	1993	99%	Teekay Corporation	7 years ⁽⁵⁾
Excelsior	138,087	2005	50% ⁽⁷⁾	Excelerate Energy LP	14 years ⁽³⁾
Excalibur	138,000	2002	50% ⁽⁷⁾	Excelerate Energy LP	11 years
Total Capacity:	<u>2,606,245</u>				

(1) Each of our time-charters are subject to certain termination and purchase provisions.

(2) We lease the vessel under a tax lease arrangement. Please read Item 18 - Financial Statements: Note 5 – Leases and Restricted Cash.

(3) The charterer has two options to extend the term for an additional five years each.

(4) The charterer has one option to extend the term for an additional five years.

(5) The charterer has three options to extend the term for an additional five years each.

(6) The RasGas 3 LNG Carriers are accounted for under the equity method.

(7) The *Excelsior* and *Excalibur* LNG carriers are accounted for under the equity method.

The following table presents the percentage of consolidated voyage revenues for customers that accounted for more than 10% of our consolidated voyage revenues during 2010, 2009 and 2008.

	Year Ended December 31,		
	2010	2009	2008
Ras Laffan Liquefied Natural Gas Company Ltd.	18%	20%	22%
Repsol YPF, S.A.	14%	15%	18%
The Tangguh Production Sharing Contractors	11%	Less than 10%	-
Teekay Corporation	10%	11%	Less than 10%

No other LNG customer accounted for 10% or more of our revenues during any of these periods. The loss of any significant customer or a substantial decline in the amount of services requested by a significant customer could harm our business, financial condition and results of operations.

Each LNG carrier that is owned by us (or that we have agreed to purchase from Teekay Corporation), is encumbered by a mortgage relating to the vessel's financing. Each of the *Madrid Spirit*, *Al Marrouna*, *Al Areesh* and *Al Daayen* is considered to be a capital lease. Please read Item 18 – Financial Statements: Note 5 – Leases and Restricted Cash.

LPG Carriers

LPG shipping involves the transportation of three main categories of cargo: liquid petroleum gases including propane, butane and ethane; petrochemical gases including ethylene, propylene and butadiene; and ammonia.

As of December 31, 2010, the worldwide LPG tanker fleet consisted of approximately 1,189 vessels with an average age of approximately 16 years

and approximately 121 additional LPG vessels were on order for delivery through 2014. LPG carriers range in size from approximately 500 to approximately 70,000 cubic meters. Approximately 55% of the worldwide fleet is less than 5,000 cubic meters (in terms of vessel numbers). New LPG carriers are generally expected to have a lifespan of approximately 30 to 35 years.

LPG carriers are mainly chartered to carry LPG on time-charters, on contracts of affreightment or spot voyage charters. The two largest consumers of LPG are residential users and the petrochemical industry. Residential users, particularly in developing regions where electricity and gas pipelines are not developed, do not have fuel switching alternatives and generally are not LPG price sensitive. The petrochemical industry, however, has the ability to switch between LPG and other feedstock fuels depending on price and availability of alternatives.

The following table provides additional information about our LPG carriers as of December 31, 2010:

<u>Vessel</u>	<u>Capacity</u> (cubic meters)	<u>Delivery / Expected Delivery</u>	<u>Ownership</u>	<u>Charterer</u>	<u>Remaining Charter Term</u>
Operating LPG carriers:					
Norgas Pan ⁽¹⁾	10,000	2009	100%	I.M. Skaguen ASA	13 years
Norgas Cathinka ⁽¹⁾	10,000	2009	100%	I.M. Skaguen ASA	14 years
Newbuildings:					
Norgas Camilla ⁽¹⁾	10,000	2011		I.M. Skaguen ASA	15 years
Dingheng Jiangsu 1 ⁽²⁾	12,000	2011		I.M. Skaguen ASA	15 years
Dingheng Jiangsu 2 ⁽²⁾	12,000	2011		I.M. Skaguen ASA	15 years
Total Capacity:	54,000				

(1) In December 2006, we agreed to acquire three LPG carriers from Skaugen (or the *Skaugen LPG Carriers*) upon their deliveries for approximately \$33 million per vessel. Two vessels were delivered in April and November 2009 and the third vessel is scheduled to be delivered in 2011.

(2) In July 2008, subsidiaries of Teekay Corporation (or the *Skaugen Multigas Subsidiaries*) purchased two technically advanced 12,000-cubic meter newbuilding Multigas ships from Skaugen subsidiaries and we will acquire the Skaugen Multigas Subsidiaries from Teekay Corporation upon their deliveries for approximately \$53 million per vessel. Both vessels are expected to be delivered in 2011.

We sold the 7,392-cubic meter LPG vessel, the *Dania Spirit*, in November 2010.

Conventional Tanker Segment

Oil has been the world's primary energy source for decades. Seaborne crude oil transportation is a mature industry. The two main types of oil tanker operators are major oil companies (including state-owned companies) that generally operate captive fleets, and independent operators that charter out their vessels for voyage or time-charter use. Most conventional oil tankers controlled by independent fleet operators are hired for one or a few voyages at a time at fluctuating market rates based on the existing tanker supply and demand. These charter rates are extremely sensitive to this balance of supply and demand, and small changes in tanker utilization have historically led to relatively large short-term rate changes. Long-term, fixed-rate charters for crude oil transportation, such as those applicable to our Conventional tanker fleet, are less typical in the industry. As used in this discussion, "conventional" oil tankers exclude those vessels that can carry dry bulk and ore, tankers that currently are used for storage purposes and shuttle tankers that are designed to transport oil from offshore production platforms to onshore storage and refinery facilities.

Oil tanker demand is primarily a function of several factors, primarily the locations of oil production, refining and consumption and world oil demand and supply, while oil tanker supply is primarily a function of new vessel deliveries, vessel scrapping and the conversion or loss of tonnage.

The majority of crude oil tankers range in size from approximately 80,000 to approximately 320,000 dwt. Suezmax tankers, which typically range from 120,000 to 200,000 dwt, are the mid-size of the various primary oil tanker types. As of December 31, 2010, the world tanker fleet included 376 conventional Suezmax tankers, representing approximately 13% of worldwide oil tanker capacity, excluding tankers under 10,000 dwt.

As of December 31, 2010 our Conventional tankers had an average age of approximately six years, compared to the average age of eight years for the world conventional tanker fleet. New Conventional tankers generally are expected to have a lifespan of approximately 25 to 30 years, based on estimated hull fatigue life.

The following table provides additional information about our Conventional oil tankers as of December 31, 2010:

<u>Tanker</u> ⁽¹⁾	<u>Capacity</u> (dwt)	<u>Delivery</u>	<u>Our Ownership</u>	<u>Charterer</u>	<u>Remaining Charter Term</u>
Operating Conventional tankers:					
Tenerife Spirit	149,999	2000	Capital lease ⁽²⁾	CEPSA	10 years ⁽³⁾
Algeciras Spirit	149,999	2000	Capital lease ⁽²⁾	CEPSA	10 years ⁽³⁾
Huelva Spirit	149,999	2001	Capital lease ⁽²⁾	CEPSA	11 years ⁽³⁾
Teide Spirit	149,999	2004	Capital lease ⁽²⁾	CEPSA	14 years ⁽³⁾
Toledo Spirit	159,342	2005	Capital lease	CEPSA	15 years ⁽³⁾

			(2)		
European Spirit	151,849	2003	100%	ConocoPhillips	5 years ⁽⁴⁾
African Spirit	151,736	2003	100%	ConocoPhillips	5 years ⁽⁴⁾
Asian Spirit	151,693	2004	100%	ConocoPhillips	5 years ⁽⁴⁾
Bermuda Spirit	159,000	2009	100%	Centrofin	10 years ⁽⁵⁾
Hamilton Spirit	159,000	2009	100%	Centrofin	10 years ⁽⁵⁾
Alexander Spirit	40,083	2007	100%	Caltex Australian Petroleum Pty Ltd.	9 years
Total Capacity:	<u>1,572,699</u>				

- (1) The Conventional tankers listed in the table are all Suezmax tankers, with the exception of the *Alexander Spirit* which is a Handymax tanker.
- (2) We are the lessee under a capital lease arrangement and are required to purchase the vessel after the end of their respective lease terms for a fixed price. The purchase of these vessels may occur in late-2011. Please read Item 18 - Financial Statements: Note 5 – Leases and Restricted Cash.
- (3) Compania Espanole de Petroleos, S.A. (or *CEPSA*) has the right to terminate the time-charter 13 years after the original delivery date.
- (4) The term of the time-charter is 12 years from the original delivery date, which may be extended at the customer's option for up to an additional six years. In addition, the customer has the right to terminate the time-charter upon notice and payment of a cancellation fee. Either party also may require the sale of the vessel to a third party at any time, subject to the other party's right of first refusal to purchase the vessel.
- (5) Centrofin Management Inc. has the option to purchase the two vessels, exercisable after the end of five years and every year after until the end of the charter agreement. The purchase option ranges between \$53.8 million after five years to \$29.4 million at the end of the charter.

CEPSA accounted for 12%, 13% and 21% of our 2010, 2009 and 2008 Conventional tanker revenues, respectively. No other Conventional tanker customer accounted for 10% or more of our revenues during any of these periods. The loss of any significant customer or a substantial decline in the amount of services requested by a significant customer could harm our business, financial condition and results of operations.

Business Strategies

Our primary business objective is to increase distributable cash flow per unit by executing the following strategies:

- **Acquire new LNG and LPG carriers built to project specifications after long-term, fixed-rate time-charters have been awarded for the LNG and LPG projects.** Our LNG and LPG carriers are built or will be built to customer specifications included in the related long-term, fixed-rate time-charters for the vessels. We intend to continue our practice of acquiring LNG and LPG carriers as needed for approved projects only after the long-term, fixed-rate charters for the projects have been awarded, rather than ordering vessels on a speculative basis. We believe this approach is preferable to speculative newbuilding because it:
 - eliminates the risk of incremental or duplicative expenditures to alter our LNG and LPG carriers to meet customer specifications;
 - facilitates the financing of new LNG and LPG carriers based on their anticipated future revenues; and
 - ensures that new vessels will be employed upon acquisition, which should generate more stable cash flow.
- **Expand our LNG and LPG operations globally.** We seek to capitalize on opportunities emerging from the global expansion of the LNG and LPG sector by selectively targeting:
 - long-term, fixed-rate time-charters wherever there is significant growth in LNG and LPG trade;
 - joint ventures and partnerships with companies that may provide increased access to opportunities in attractive LNG and LPG importing and exporting geographic regions; and
 - strategic vessel and business acquisitions.
- **Provide superior customer service by maintaining high reliability, safety, environmental and quality standards.** LNG and LPG project operators seek LNG and LPG transportation partners that have a reputation for high reliability, safety, environmental and quality standards. We seek to leverage our own and Teekay Corporation's operational expertise to create a sustainable competitive advantage with consistent delivery of superior customer service.
- **Manage our Conventional tanker fleet to provide stable cash flows.** The remaining terms for our existing long-term Conventional tanker charters are 5 to 15 years. We believe the fixed-rate time-charters for our tanker fleet provide us stable cash flows during their terms and a source of funding for expanding our LNG and LPG operations. Depending on prevailing market conditions during and at the end of each existing charter, we may seek to extend the charter, enter into a new charter, operate the vessel on the spot market or sell the vessel, in an effort to maximize returns on our Conventional tanker fleet while managing residual risk.

Safety, Management of Ship Operations and Administration

Teekay Corporation, through its subsidiaries, assists us in managing our ship operations. Safety and environmental compliance are our top operational priorities. We operate our vessels in a manner intended to protect the safety and health of the employees, the general public and the environment. We seek to manage the risks inherent in our business and are committed to eliminating incidents that threaten the safety and integrity of our vessels, such as groundings, fires, collisions and petroleum spills. In 2007, Teekay Corporation introduced a behavior-based safety program called "Safety in Action" to further enhance the safety culture in our fleet. We are also committed to reducing our emissions and waste generation. In

2008, Teekay Corporation introduced the Quality Assurance and Training Officers (or QATO) Program to conduct rigorous internal audits of our processes and provide the seafarers with onboard training.

Teekay Corporation has achieved certification under the standards reflected in International Standards Organization's (or ISO) 9001 for Quality Assurance, ISO 14001 for Environment Management Systems, Occupational Health and Safety Advisory Services 18001 for Occupational Health and Safety, and the IMO's International Management Code for the Safe Operation of Ships and Pollution Prevention on a fully integrated basis. As part of Teekay Corporation's compliance with the International Safety Management (or ISM) Code, all of our vessels' safety management certificates are maintained through ongoing internal audits performed by our certified internal auditors and intermediate external audits performed by the classification society Det Norske Veritas. Subject to satisfactory completion of these internal and external audits, certification is valid for five years.

We have established key performance indicators to facilitate regular monitoring of our operational performance. We set targets on an annual basis to drive continuous improvement, and we review performance indicators monthly to determine if remedial action is necessary to reach our targets.

In addition to our operational experience, Teekay Corporation's in-house global shore staff performs, through its subsidiaries, the full range of technical, commercial and business development services for our LNG and LPG operations. This staff also provides administrative support to our operations in finance, accounting and human resources. We believe this arrangement affords a safe, efficient and cost-effective operation.

Critical ship management functions that Teekay Corporation provides to us through its Teekay Marine Services division located in various offices around the world include:

- vessel maintenance;
- crewing;
- purchasing;
- shipyard supervision;
- insurance; and
- financial management services.

These functions are supported by onboard and onshore systems for maintenance, inventory, purchasing and budget management.

In addition, Teekay Corporation's day-to-day focus on cost control is applied to our operations. In 2003, Teekay Corporation and two other shipping companies established a purchasing cooperation agreement called the TBW Alliance, which leverages the purchasing power of the combined fleets, mainly in such commodity areas as marine lubricants, coatings and chemicals and gases. Through our arrangements with Teekay Corporation, we benefit from this purchasing alliance.

We believe that the generally uniform design of some of our existing and newbuilding vessels and the adoption of common equipment standards provides operational efficiencies, including with respect to crew training and vessel management, equipment operation and repair, and spare parts ordering.

Risk of Loss, Insurance and Risk Management

The operation of any ocean-going vessel carries an inherent risk of catastrophic marine disasters, death or injury of persons and property losses caused by adverse weather conditions, mechanical failures, human error, war, terrorism, piracy and other circumstances or events. In addition, the transportation of crude oil, petroleum products, LNG and LPG is subject to the risk of spills and to business interruptions due to political circumstances in foreign countries, hostilities, labor strikes and boycotts. The occurrence of any of these events may result in loss of revenues or increased costs.

We carry hull and machinery (marine and war risks) and protection and indemnity insurance coverage to protect against most of the accident-related risks involved in the conduct of our business. Hull and machinery insurance covers loss of or damage to a vessel due to marine perils such as collision, grounding and weather. Protection and indemnity insurance indemnifies us against liabilities incurred while operating vessels, including injury to our crew or third parties, cargo loss and pollution. The current available amount of our coverage for pollution is \$1 billion per vessel per incident. We also carry insurance policies covering war risks (including piracy and terrorism) and, for some of our LNG carriers, loss of revenues resulting from vessel off-hire time due to a marine casualty. We believe that our current insurance coverage is adequate to protect against most of the accident-related risks involved in the conduct of our business and that we maintain appropriate levels of environmental damage and pollution insurance coverage. However, we cannot guarantee that all covered risks are adequately insured against, that any particular claim will be paid or that we will be able to procure adequate insurance coverage at commercially reasonable rates in the future. More stringent environmental regulations have resulted in increased costs for, and may result in the lack of availability of, insurance against risks of environmental damage or pollution.

We use in our operations Teekay Corporation's thorough risk management program that includes, among other things, computer-aided risk analysis tools, maintenance and assessment programs, a seafarers competence training program, seafarers workshops and membership in emergency response organizations. We believe we benefit from Teekay Corporation's commitment to safety and environmental protection as certain of its subsidiaries assist us in managing our vessel operations.

Teekay Corporation has achieved certification under the standards reflected in International Standards Organization's (or ISO) 9001 for quality assurance, ISO 14001 for environment management systems, Occupational Health and Safety Advisory Services 18001, and the IMO's International Management Code for the Safe Operation of Ships and Pollution Prevention on a fully integrated basis.

Classification, Audits and Inspections

The hull and machinery of all our vessels is “classed” by one of the major classification societies: Det Norske Veritas or Lloyd’s Register of Shipping, or American Bureau of Shipping. The classification society certifies that the vessel has been built and maintained in accordance with its rules. Each vessel is inspected by a classification society surveyor annually, with either the second or third annual inspection being a more detailed survey (or an *Intermediate Survey*) and the fifth annual inspection being the most comprehensive survey (or a *Special Survey*). The inspection cycle resumes after each Special Survey. Vessels also may be required to be drydocked at each Intermediate and Special Survey for inspection of the underwater parts of the vessel in addition to a more detailed inspection of the hull and machinery. Many of our vessels have qualified with their respective classification societies for drydocking every five years in connection with the Special Survey and are no longer subject to drydocking at Intermediate Surveys. To qualify, we were required to enhance the resiliency of the underwater coatings of each vessel and mark the hull to accommodate underwater inspections by divers.

The vessel’s flag state, or the vessel’s classification society if nominated by the flag state, also inspects our vessels to ensure they comply with applicable rules and regulations of the country of registry of the vessel and the international conventions of which that country is a signatory. Port state authorities, such as the U.S. Coast Guard, also inspect our vessels when they visit their ports.

In addition to the classification inspections, many of our customers regularly inspect our vessels as a condition to chartering, and regular inspections are standard practice under long-term charters.

We believe that our relatively new, well-maintained and high-quality vessels provide us with a competitive advantage in the current environment of increasing regulation and customer emphasis on quality of service.

Our vessels are also regularly inspected by our seafaring staff, who perform much of the necessary routine maintenance. Shore-based operational and technical specialists also inspect our vessels at least twice a year. Upon completion of each inspection, action plans are developed to address any items requiring improvement. All plans are monitored until they are completed. The objectives of these inspections are to:

- ensure adherence to our operating standards;
- maintain the structural integrity of the vessel;
- maintain machinery and equipment to give full reliability in service;
- optimize performance in terms of speed and fuel consumption; and
- ensure the vessel’s appearance will support our brand and meet customer expectations.

To achieve our structural integrity objective, we use a comprehensive “Structural Integrity Management System” developed by Teekay Corporation. This system is designed to closely monitor the condition of our vessels and to ensure that structural strength and integrity are maintained throughout a vessel’s life.

Teekay Corporation, which assists us in managing our ship operations through its subsidiaries, has obtained approval for its safety management system as being in compliance with the ISM Code. Our safety management system has also been certified as being compliant with ISO 9001, ISO 14001 and OSHAS 18001 standards. To maintain compliance, the system is audited regularly by either the vessels’ flag state or, when nominated by the flag state, a classification society. Certification is valid for five years subject to satisfactorily completing internal and external audits.

We believe that the heightened environmental and quality concerns of insurance underwriters, regulators and charterers will generally lead to greater inspection and safety requirements on all vessels in the LNG and LPG carrier and oil tanker markets and will accelerate the scrapping of older vessels throughout these markets.

C. Regulations

General

Our business and the operation of our vessels are significantly affected by international conventions and national, state and local laws and regulations in the jurisdictions in which our vessels operate, as well as in the country or countries of their registration. Because these conventions, laws and regulations change frequently, we cannot predict the ultimate cost of compliance or their impact on the resale price or useful life of our vessels. Additional conventions, laws, and regulations may be adopted that could limit our ability to do business or increase the cost of our doing business and that may materially adversely affect our operations. We are required by various governmental and quasi-governmental agencies to obtain permits, licenses and certificates with respect to our operations. Subject to the discussion below and to the fact that the kinds of permits, licenses and certificates required for the operations of the vessels we own will depend on a number of factors, we believe that we will be able to continue to obtain all permits, licenses and certificates material to the conduct of our operations.

International Maritime Organization (or IMO)

The IMO is the United Nations’ agency for maritime safety. IMO regulations relating to pollution prevention for oil tankers have been adopted by many of the jurisdictions in which our tanker fleet operates. Under IMO regulations and subject to limited exceptions, a tanker must be of double-hull construction, be of a mid-deck design with double-side construction or be of another approved design ensuring the same level of protection against oil pollution. All of our tankers are double hulled.

Many countries, but not the United States, have ratified and follow the liability regime adopted by the IMO and set out in the International Convention on Civil Liability for Oil Pollution Damage, 1969, as amended (or *CLC*). Under this convention, a vessel’s registered owner is strictly liable for pollution damage caused in the territorial waters of a contracting state by discharge of persistent oil (e.g. crude oil, fuel oil, heavy diesel oil or lubricating oil), subject to certain defenses. The right to limit liability to specified amounts that are periodically revised is forfeited under the CLC

when the spill is caused by the owner's actual fault or when the spill is caused by the owner's intentional or reckless conduct. Vessels trading to contracting states must provide evidence of insurance covering the limited liability of the owner. In jurisdictions where the CLC has not been adopted, various legislative regimes or common law governs, and liability is imposed either on the basis of fault or in a manner similar to the CLC.

IMO regulations also include the International Convention for Safety of Life at Sea (or *SOLAS*), including amendments to *SOLAS* implementing the International Security Code for Ports and Ships (or *ISPS*), the *ISM Code*, the International Convention on Load Lines of 1966, and, specifically with respect to LNG and LPG carriers, the International Code for Construction and Equipment of Ships Carrying Liquefied Gases in Bulk (the *IGC Code*). *SOLAS* provides rules for the construction of and equipment required for commercial vessels and includes regulations for safe operation. Flag states which have ratified the convention and the treaty generally employ the classification societies, which have incorporated *SOLAS* requirements into their class rules, to undertake surveys to confirm compliance.

SOLAS and other IMO regulations concerning safety, including those relating to treaties on training of shipboard personnel, lifesaving appliances, radio equipment and the global maritime distress and safety system, are applicable to our operations. Non-compliance with IMO regulations, including *SOLAS*, the *ISM Code*, *ISPS* and the *IGC Code*, may subject us to increased liability or penalties, may lead to decreases in available insurance coverage for affected vessels and may result in the denial of access to or detention in some ports. For example, the U.S. Coast Guard and European Union authorities have indicated that vessels not in compliance with the *ISM Code* will be prohibited from trading in U.S. and European Union ports. The *ISM Code* requires vessel operators to obtain a safety management certification for each vessel they manage, evidencing the shipowner's development and maintenance of an extensive safety management system. Each of the existing vessels in our fleet is currently *ISM Code*-certified, and we expect to obtain safety management certificates for each newbuilding vessel upon delivery.

LNG and LPG carriers are also subject to regulation under the *IGC Code*. Each LNG and LPG carrier must obtain a certificate of compliance evidencing that it meets the requirements of the *IGC Code*, including requirements relating to its design and construction. Each of our LNG and LPG carriers is currently *IGC Code* certified, and each of the shipbuilding contracts for our LNG newbuildings, and for the LPG newbuildings that we have agreed to acquire from Skaugen and Teekay Corporation, requires *IGC Code* compliance prior to delivery.

Annex VI to the IMO's International Convention for the Prevention of Pollution from Ships (or *Annex VI*) became effective on May 19, 2005. Annex VI sets limits on sulfur oxide and nitrogen oxide emissions from ship exhausts and prohibits emissions of ozone depleting substances, emissions of volatile compounds from cargo tanks and the incineration of specific substances. Annex VI also includes a world-wide cap on the sulfur content of fuel oil and allows for special areas to be established with more stringent controls on sulfur emissions. Annex VI came into force in the United States on January 8, 2009. We operate our vessels in compliance with Annex VI.

In addition, the IMO has proposed that all tankers of the size we operate that are built starting in 2012 contain ballast water treatment systems, and that all other such tankers install treatment systems by 2016. When this regulation becomes effective, we estimate that the installation of ballast water treatment systems on our tankers may cost between \$2 million and \$3 million per vessel.

European Union (or EU)

Like the IMO, the EU has adopted regulations phasing out single-hull tankers. All of our tankers are double-hulled.

The EU has also adopted legislation (directive 2009/16/Econ Port State Control) that: bans manifestly sub-standard vessels (defined as vessels that have been detained twice by EU port authorities, in the preceding two years, after July 2003) from European waters; creates obligations on the part of EU member port states to inspect at least 24% of vessels using these ports annually; provides for increased surveillance of vessels posing a high risk to maritime safety or the marine environment; and provides the European Union with greater authority and control over classification societies, including the ability to seek to suspend or revoke the authority of negligent societies. The EU is also considering the adoption of criminal sanctions for certain pollution events, including improper cleaning of tanks.

The EU Directive 33/2005 (or the *Directive*) came into force on January 1, 2010. Under this legislation, vessels are required to burn fuel with sulphur content below 0.1% while berthed or anchored in an EU port (also the California Air Resources Board (CARB) will require vessels to burn fuel with 0.1% sulphur content or less within 24 nautical miles of California as of January 1, 2012. As of January 1, 2015, all vessels operating within Emissions Control Areas (ECA) worldwide must comply with 0.1% sulphur requirements). Currently, the only grade of fuel meeting this low sulphur content requirement is low sulphur marine gas oil (or *LSMGO*). From July 1, 2010, the reduction of applical sulphur content limits in the North Sea, the Baltic Sea and the English Channel sulphur control areas will be 0.1%. Certain modifications were completed on our Suezmax tankers in order to optimize operation on *LSMGO* of equipment originally designed to operate on Heavy Fuel Oil (or *HFO*), and to ensure our compliance with this Directive. In addition, *LSMGO* is more expensive than *HFO* and this will impact the costs of operations. However, for vessels employed on fixed-term business, all fuel costs, including any increases, are borne by the charterer.

United States

The United States has enacted an extensive regulatory and liability regime for the protection and cleanup of the environment from oil spills, including discharges of oil cargoes, bunker fuels or lubricants, primarily through the Oil Pollution Act of 1990 (or *OPA 90*) and the Comprehensive Environmental Response, Compensation and Liability Act (or *CERCLA*). *OPA 90* affects all owners, bareboat charterers, and operators whose vessels trade to the United States or its territories or possessions or whose vessels operate in United States waters, which include the U.S. territorial sea and 200-mile exclusive economic zone around the United States. *CERCLA* applies to the discharge of "hazardous substances" rather than "oil" and imposes strict joint and several liability upon the owners, operators or bareboat charterers of vessels for cleanup costs and damages arising from discharges of hazardous substances. We believe that petroleum products and LNG and LPG should not be considered hazardous substances under *CERCLA*, but additives to oil or lubricants used on LNG or LPG carriers might fall within its scope.

Under *OPA 90*, vessel owners, operators and bareboat charters are "responsible parties" and are jointly, severally and strictly liable (unless the oil spill results solely from the act or omission of a third party, an act of God or an act of war and the responsible party reports the incident and

reasonably cooperates with the appropriate authorities) for all containment and cleanup costs and other damages arising from discharges or threatened discharges of oil from their vessels. These other damages are defined broadly to include:

- natural resources damages and the related assessment costs;
- real and personal property damages;
- net loss of taxes, royalties, rents, fees and other lost revenues;
- lost profits or impairment of earning capacity due to property or natural resources damage;
- net cost of public services necessitated by a spill response, such as protection from fire, safety or health hazards; and
- loss of subsistence use of natural resources.

OPA 90 limits the liability of responsible parties in an amount it periodically updates. The liability limits do not apply if the incident was proximately caused by violation of applicable U.S. federal safety, construction or operating regulations, including IMO conventions to which the United States is a signatory, or by the responsible party's gross negligence or willful misconduct, or if the responsible party fails or refuses to report the incident or to cooperate and assist in connection with the oil removal activities. Liability under CERCLA is also subject to limits unless the incident is caused by gross negligence, willful misconduct or a violation of certain regulations. We currently maintain for each of our vessel's pollution liability coverage in the maximum coverage amount of \$1 billion per incident. A catastrophic spill could exceed the coverage available, which could harm our business, financial condition and results of operations.

Under OPA 90, with limited exceptions, all newly built or converted tankers delivered after January 1, 1994 and operating in U.S. waters must be double-hulled. All of our existing tankers are double-hulled.

OPA 90 also requires owners and operators of vessels to establish and maintain with the United States Coast Guard (or *Coast Guard*) evidence of financial responsibility in an amount at least equal to the relevant limitation amount for such vessels under the statute. The Coast Guard has implemented regulations requiring that an owner or operator of a fleet of vessels must demonstrate evidence of financial responsibility in an amount sufficient to cover the vessel in the fleet having the greatest maximum limited liability under OPA 90 and CERCLA. Evidence of financial responsibility may be demonstrated by insurance, surety bond, self-insurance, guaranty or an alternate method subject to approval by the Coast Guard. Under the self-insurance provisions, the shipowner or operator must have a net worth and working capital, measured in assets located in the United States against liabilities located anywhere in the world, that exceeds the applicable amount of financial responsibility. We have complied with the Coast Guard regulations by using self-insurance for certain vessels and obtaining financial guaranties from a third party for the remaining vessels. If other vessels in our fleet trade into the United States in the future, we expect to provide guaranties through self-insurance or obtain guaranties from third-party insurers.

OPA 90 and CERCLA permit individual U. S. states to impose their own liability regimes with regard to oil or hazardous substance pollution incidents occurring within their boundaries, and some states have enacted legislation providing for unlimited strict liability for spills. Several coastal states, such as California and Alaska require state-specific evidence of financial responsibility and vessel response plans. We intend to comply with all applicable state regulations in the ports where our vessels call.

Owners or operators of vessels, including tankers operating in U.S. waters are required to file vessel response plans with the Coast Guard, and their tankers are required to operate in compliance with their Coast Guard approved plans. Such response plans must, among other things:

- address a "worst case" scenario and identify and ensure, through contract or other approved means, the availability of necessary private response resources to respond to a "worst case discharge";
- describe crew training and drills; and
- identify a qualified individual with full authority to implement removal actions.

We have filed vessel response plans with the Coast Guard and have received its approval of such plans. In addition, we conduct regular oil spill response drills in accordance with the guidelines set out in OPA 90. The Coast Guard has announced it intends to propose similar regulations requiring certain vessels to prepare response plans for the release of hazardous substances.

OPA 90 and CERCLA do not preclude claimants from seeking damages resulting from the discharge of oil and hazardous substances under other applicable law, including maritime tort law. Such claims could include attempts to characterize the transportation of LNG or LPG aboard a vessel as an ultra-hazardous activity under a doctrine that would impose strict liability for damages resulting from that activity. The application of this doctrine varies by jurisdiction.

The United States Clean Water Act also prohibits the discharge of oil or hazardous substances in U.S. navigable waters and imposes strict liability in the form of penalties for unauthorized discharges. The Clean Water Act imposes substantial liability for the costs of removal, remediation and damages and complements the remedies available under OPA 90 and CERCLA discussed above.

Our vessels that discharge certain effluents, including ballast water, in U.S. waters must obtain a Clean Water Act permit from the Environmental Protection Agency (or *EPA*) titled the "Vessel General Permit" and comply with a range of best management practices, reporting, inspections and other requirements. The Vessel General Permit incorporates Coast Guard requirements for ballast water exchange and includes specific technology-based requirements for vessels. Several U.S. states have added specific requirements to the Vessel General Permit and, in some cases, may require vessels to install ballast water treatment technology to meet biological performance standards. We believe that the EPA may add requirements related to ballast water treatment technology to the Vessel General Permit requirements between 2012 and 2016 to correspond with the IMO's adoption of similar requirements as discussed above.

Since January 2009, several environmental groups and industry associations have filed challenges in U.S. federal courts to the EPA's issuance of the Vessel General Permit; these cases were recently settled, and EPA must issue a new Vessel General Permit by November 2011, with the final Vessels General Permit issued by November 2012.

Greenhouse Gas Regulation

In February 2005, the Kyoto Protocol to the United Nations Framework Convention on Climate Change (or the *Kyoto Protocol*) entered into force. Pursuant to the Kyoto Protocol, adopting countries are required to implement national programs to reduce emissions of greenhouse gases. In December 2009, more than 27 nations, including the United States, entered into the Copenhagen Accord. The Copenhagen Accord is non-binding, but is intended to pave the way for a comprehensive, international treaty on climate change. The IMO is evaluating various mandatory measures to reduce greenhouse gas emissions from international shipping, which may include market-based instruments or a carbon tax. The European Union also has indicated that it intends to propose an expansion of an existing EU emissions trading regime to include emissions of greenhouse gases from vessels, and individual countries in the EU may impose additional requirements. In the United States, the EPA issued an "endangerment finding" regarding greenhouse gases under the Clean Air Act. While this finding in itself does not impose any requirements on our industry, it authorizes the EPA to regulate directly greenhouse gas emissions through a rule-making process. In addition, climate change initiatives are being considered in the United States Congress and by individual states. Any passage of new climate control legislation or other regulatory initiatives by the IMO, European Union, the United States or other countries or states where we operate that restrict emissions of greenhouse gases could have a significant financial and operational impact on our business that we cannot predict with certainty at this time.

Vessel Security

The ISPS was adopted by the IMO in December 2002 in the wake of heightened concern over worldwide terrorism and became effective on July 1, 2004. The objective of ISPS is to enhance maritime security by detecting security threats to ships and ports and by requiring the development of security plans and other measures designed to prevent such threats. The United States implemented ISPS with the adoption of the Maritime Transportation Security Act of 2002 (or *MTSA*), which requires vessels entering U.S. waters to obtain certification by the Coast Guard of plans to respond to emergency incidents there, including identification of persons authorized to implement the plans. Each of the existing vessels in our fleet currently complies with the requirements of ISPS and *MTSA*.

D. Properties

Other than our vessels, we do not have any material property.

E. Organizational Structure

Our sole general partner is Teekay GP L.L.C., which is a wholly owned subsidiary of Teekay Corporation (NYSE: TK). Teekay Corporation also controls its public subsidiaries Teekay Offshore Partners L.P. (NYSE: TOO) and Teekay Tankers Ltd. (NYSE: TNK).

The following is a list of our significant subsidiaries as at December 31, 2010:

<u>Name of Significant Subsidiary</u>	<u>Ownership</u>	<u>State or Jurisdiction of Incorporation</u>
Teekay LNG Operating L.L.C.	100%	Marshall Islands
Naviera Teekay Gas, SL	100%	Spain
Naviera Teekay Gas II, SL	100%	Spain
Teekay Shipping Spain SL	100%	Spain
Teekay Spain SL	100%	Spain
Teekay II Iberia SL	100%	Spain
Naviera Teekay Gas IV, SL	100%	Spain
Teekay Luxembourg Sarl	100%	Luxembourg
Teekay Nakilat Holdings Corporation	100%	Marshall Islands
Teekay Nakilat Corporation	70%	Marshall Islands
Teekay Nakilat (II) Limited	70%	United Kingdom
Al Marrouna Inc.	70%	Marshall Islands
Al Daayen Inc.	70%	Marshall Islands
Al Areesh Inc.	70%	Marshall Islands
Teekay Nakilat (III) Holdings Corporation	100%	Marshall Islands
Teekay LNG Holdings L.P.	99%	United States

Item 4A. Unresolved Staff Comments

Not applicable.

Item 5. Operating and Financial Review and Prospects

Management's Discussion and Analysis of Financial Condition and Results of Operations

General

Teekay LNG Partners L.P. is an international provider of marine transportation services for liquefied natural gas (or *LNG*), liquefied petroleum gas (or *LPG*) and crude oil. We were formed in 2004 by Teekay Corporation, the world's largest owner and operator of medium sized crude oil tankers, to expand its operations in the LNG shipping sector. Our primary growth strategy focuses on expanding our fleet of LNG and LPG carriers under long-term, fixed-rate charters. We intend to continue our practice of acquiring LNG and LPG carriers as needed for approved projects only after the long-term charters for the projects have been awarded to us, rather than ordering vessels on a speculative basis. In executing our growth strategy, we may engage in vessel or business acquisitions or enter into joint ventures and partnerships with companies that may provide increased access to emerging opportunities from global expansion of the LNG and LPG sectors. We seek to leverage the expertise, relationships and reputation of Teekay Corporation and its affiliates to pursue these opportunities in the LNG and LPG sectors and may consider other opportunities to which our competitive strengths are well suited. Although we may acquire additional crude oil tankers from time to time, we view our conventional tanker fleet primarily as a source of stable cash flow as we seek to expand our LNG and LPG operations.

Our primary goal is to increase our quarterly distributions to unitholders. During the year ended December 31, 2010, we increased our quarterly distribution from \$0.57 per unit to \$0.60 per unit beginning with the quarterly distribution paid in May 2010. We further increased our quarterly distribution to \$0.63 per unit beginning with the quarterly distribution paid in February 2011.

SIGNIFICANT DEVELOPMENTS IN 2010

Acquisition of Three Conventional Tankers

On March 17, 2010, we acquired from Teekay Corporation two 2009-built 159,000 deadweight tonne Suezmax tankers, the *Bermuda Spirit* and *Hamilton Spirit*, and a 2007-built 40,083 deadweight tonne Handymax Product tanker, the *Alexander Spirit*, and the associated fixed-rate contracts for a total cost of \$160 million. The remaining charter terms for these vessels as of December 31, 2010 are 10 years, 10 years and 9 years, respectively. We financed the acquisition by assuming \$126 million of debt, borrowing \$24 million under existing revolving credit facilities and using \$10 million of cash. In addition, we acquired approximately \$15 million of working capital in exchange for a short-term vendor loan from Teekay Corporation. As a result of these acquisitions, we increased our quarterly cash distribution by \$0.03 per unit beginning with the quarterly distribution paid in May 2010.

Conversion of Subordinated Units

On April 1, 2010, our remaining 7.4 million subordinated units converted to common units on a one-for-one basis.

Equity Offering

On July 15, 2010, we completed a direct equity placement of approximately 1.7 million common units at a price of \$29.18 per unit, for net proceeds of approximately \$51 million, including our general partner's 2% proportionate capital contribution. We used the net proceeds from the offering to prepay a portion of one of our revolving credit facilities and for general partnership purposes.

Exmar Joint Ventures

On November 4, 2010, we acquired a 50% interest in one regas LNG carrier (or *Excelsior Joint Venture*) and a 50% interest in one conventional LNG carrier (or *Excalibur Joint Venture*) from Exmar NV for a total purchase price of approximately \$72.5 million, net of assumed debt. We financed \$37.3 million of the purchase price by issuing to Exmar NV approximately 1.1 million new common units with the balance financed by drawing on one of our revolving credit facilities. As part of the transaction we agreed to guarantee 50% of the \$206 million of debt secured by the *Excelsior* and *Excalibur* Joint Ventures. Exmar NV retains the other 50% ownership interest in these joint ventures. The two vessels acquired are the 2002-built *Excalibur*, a conventional LNG carrier, and the 2005-built *Excelsior*, a specialized gas carrier that can both transport and regasify LNG onboard. Both vessels are on long-term, fixed-rate charter contracts to Excelsior Energy LP for firm periods until 2022 and 2025, respectively.

Sale of Dania Spirit

On November 5, 2010, we sold one of our LPG carriers, the *Dania Spirit* for proceeds of \$21.5 million, resulting in a gain of \$4.3 million.

OTHER SIGNIFICANT PROJECTS

Skaugen LPG Project

We have an agreement to acquire upon delivery one LPG carrier from Skaugen for a purchase price of approximately \$33 million. The vessel is expected to be delivered in 2011 and upon delivery; the vessel will be chartered at fixed rates for 15 years to Skaugen.

Skaugen Multigas Carriers

In July 2008, Skaugen Multigas Subsidiaries signed contracts for the purchase from Skaugen of two technically advanced 12,000-cubic meter newbuilding Multigas vessels (or the *Skaugen Multigas Carriers*) capable of carrying LNG, LPG or ethylene. We, in turn, agreed to acquire the Skaugen Multigas Subsidiaries from Teekay Corporation upon delivery for a total cost of approximately \$106 million. Both vessels are scheduled to be delivered in 2011. Upon delivery, each vessel will commence service under 15-year fixed-rate charters to Skaugen.

Angola LNG Project

In December 2007, a consortium in which Teekay Corporation has a 33% ownership interest agreed to charter four newbuilding 160,400-cubic meter LNG carriers to the Angola LNG Project. The Angola LNG Project involves the collection and transportation of gas from offshore production facilities to an onshore LNG processing plant at Soyo, located in northwest Angola. The Project is being developed by subsidiaries of Chevron Corporation, Sociedade Nacional de Combustiveis de Angola EP, BP Plc, Total S.A., and Eni SpA. Mitsui & Co., Ltd. and NYK Bulkship (Europe) have 34% and 33% ownership interests in the consortium, respectively.

Teekay Corporation has offered to us, and we have agreed to purchase, its 33% ownership interest in these vessels and related charter contract at a total equity purchase price of approximately \$73 million (net of assumed debt) subject to adjustment based on actual costs incurred at the time of delivery. We will acquire the ownership interests and pay a proportionate share of the purchase price as each vessel is delivered. The vessels are scheduled for delivery during the fall of 2011 and in the first quarter of 2012.

Each of the four newbuilding LNG carriers will be chartered at fixed rates, subject to inflation adjustments, to the Angola LNG Project for a period of 20 years upon delivery from the shipyard, with two extension periods for five years each. The charterer has the option to terminate the charter upon 120 days notice and payment of an early termination fee, which would equal approximately 50% of the fully built-up cost of the vessel. The charterer may also terminate the charter under other circumstances typical in our long-term charters, such as excessive off-hire during which we do not provide a replacement vessel, or certain force majeure events.

Important Financial and Operational Terms and Concepts

We use a variety of financial and operational terms and concepts when analyzing our performance. These include the following:

Voyage Revenues. Voyage revenues currently include revenues only from time-charters accounted for under operating and direct financing leases. Voyage revenues are affected by hire rates and the number of calendar-ship-days a vessel operates. Voyage revenues are also affected by the mix of business between time and voyage charters. Hire rates for voyage charters are more volatile, as they are typically tied to prevailing market rates at the time of a voyage.

Voyage Expenses. Voyage expenses are all expenses unique to a particular voyage, including any bunker fuel expenses, port fees, cargo loading and unloading expenses, canal tolls, agency fees and commissions. Voyage expenses are typically paid by the customer under time-charters and by us under voyage charters.

Net Voyage Revenues. Net voyage revenues represent voyage revenues less voyage expenses. Because the amount of voyage expenses we incur for a particular charter depends upon the type of the charter, we use net voyage revenues to improve the comparability between periods of reported revenues that are generated by the different types of charters. We principally use net voyage revenues, a non-GAAP financial measure, because it provides more meaningful information to us about the deployment of our vessels and their performance than voyage revenues, the most directly comparable financial measure under GAAP.

Vessel Operating Expenses. We are responsible for vessel operating expenses, which include crewing, repairs and maintenance, insurance, stores, lube oils and communication expenses. The two largest components of vessel operating expenses are crews and repairs and maintenance.

Income from Vessel Operations. To assist us in evaluating our operations by segment, we sometimes analyze the income we receive from each segment after deducting operating expenses, but prior to the deduction of interest expense, taxes, foreign currency and derivative gains or losses and other income and losses. For more information, please read Item 18 – Financial Statements: Note 4 – Segment Reporting.

Drydocking. We must periodically drydock each of our vessels for inspection, repairs and maintenance and any modifications required to comply with industry certification or governmental requirements. Generally, we drydock each of our vessels every five years. In addition, a shipping society classification intermediate survey is performed on our LNG and LPG carriers between the second and third year of a five-year drydocking period. We capitalize a portion of the costs incurred during drydocking and for the survey and amortize those costs on a straight-line basis from the completion of a drydocking or intermediate survey over the estimated useful life of the drydock. We expense as incurred costs for routine repairs and maintenance performed during drydocking or intermediate survey that do not improve operating efficiency or extend the useful lives of the assets. The number of drydockings undertaken in a given period and the nature of the work performed determine the level of drydocking expenditures.

Depreciation and Amortization. Our depreciation and amortization expense typically consists of the following three components:

- charges related to the depreciation of the historical cost of our fleet (less an estimated residual value) over the estimated useful lives of our vessels;
- charges related to the amortization of drydocking expenditures over the useful life of the drydock; and
- charges related to the amortization of the fair value of the time-charters acquired in the 2004 Teekay Spain acquisition (over the remaining terms of the charters).

Revenue Days. Revenue days are the total number of calendar days our vessels were in our possession during a period less the total number of off-hire days during the period associated with major repairs, drydockings or special or intermediate surveys. Consequently, revenue days represents the total number of days available for the vessel to earn revenue. Idle days, which are days when the vessel is available to earn revenue, yet is not employed, are included in revenue days. We use revenue days to explain changes in our net voyage revenues between periods.

Calendar-Ship-Days. Calendar-ship-days are equal to the total number of calendar days that our vessels were in our possession during a period. As a result, we use calendar-ship-days primarily in explaining changes in vessel operating expenses and depreciation and amortization.

Utilization. Utilization is an indicator of the use of our fleet during a given period, and is determined by dividing our revenue days by our calendar-ship-days for the period.

Restricted Cash Deposits. Under capital lease arrangements for four of our LNG carriers, we (a) borrowed under term loans and deposited the proceeds into restricted cash accounts and (b) entered into capital leases, also referred to as “bareboat charters,” for the vessels. The restricted cash deposits, together with interest earned on the deposits, will equal the remaining amounts we owe under the lease arrangements, including our obligation to purchase the vessels at the end of the lease terms, where applicable. During vessel construction, we borrowed under the term loans and made restricted cash deposits equal to construction installment payments. For more information, please read Item 18 – Financial Statements: Note 5 – Leases and Restricted Cash.

RESULTS OF OPERATIONS

Items You Should Consider When Evaluating Our Results of Operations

Some factors that have affected our historical financial performance and may affect our future performance are listed below:

- **Our financial results reflect the results of the interests in vessels acquired from Teekay Corporation for all periods the vessels were under common control.** In April 2008, we acquired interests in two LNG carriers, the *Arctic Spirit* and the *Polar Spirit* (collectively, the *Kenai LNG Carriers*), from Teekay Corporation and in March 2010, we acquired interests in two Suezmax vessels, the *Bermuda Spirit* and the *Hamilton Spirit* (collectively, the *Centrofin Suezmaxes*), and a Handymax Product tanker, the *Alexander Spirit*, from Teekay Corporation. These transactions were deemed to be business acquisitions between entities under common control. Accordingly, we have accounted for these transactions in a manner similar to the pooling of interest method whereby our financial statements prior to the date these vessels were acquired by us are retroactively adjusted to include the results of these acquired vessels. The periods retroactively adjusted include all periods that we and the acquired vessels were both under common control of Teekay Corporation and had begun operations. As a result, our financial statements reflect these vessels and their results of operations referred to herein as the *Dropdown Predecessor* as if we had acquired them when each respective vessel began operations under the ownership of Teekay Corporation, which were December 13 and 14, 2007 (the two *Kenai LNG Carriers*), May 27, 2009 (*Bermuda Spirit*), June 24, 2009 (*Hamilton Spirit*) and September 3, 2009 (*Alexander Spirit*).
- **Our financial results reflect the consolidation of Teekay Tangguh, Teekay Nakilat (III) and the Skaugen Multigas Carriers prior to our purchase of interests in those entities that own those vessels.** In November 2006, we entered into an agreement with Teekay Corporation to purchase (a) its 100% interest in Teekay Tangguh Borrower LLC (or *Teekay Tangguh*), which owns a 70% interest in Teekay BLT Corporation (or *Teekay Tangguh Joint Venture*), and (b) its 100% ownership in Teekay Nakilat (III) Holdings Corporation (or *Teekay Nakilat (III)*), which owns a 40% interest in Teekay Nakilat (III) Corporation (or the *RasGas 3 Joint Venture*). We ultimately acquired 99% of Teekay Corporation’s interest in Teekay Tangguh, essentially giving us a 69% interest in the Teekay Tangguh Joint Venture. We were required to consolidate Teekay Tangguh in our consolidated financial statements since November 1, 2006, even before we acquired this entity on August 10, 2009, as it was a variable interest entity and we were its primary beneficiary. We likewise consolidated in our financial statements Teekay Nakilat (III) as a variable interest entity of which we were the primary beneficiary from November 1, 2006 until we purchased it on May 6, 2008. Subsequent to May 6, 2008, Teekay Nakilat (III) was no longer a variable interest entity and we are required to consolidate Teekay Nakilat (III) as we have voting control.

On July 28, 2008, the Skaugen Multigas Subsidiaries signed contracts for the purchase of the two Skaugen Multigas Carriers from subsidiaries of Skaugen. As described above, we have agreed to acquire the Skaugen Multigas Subsidiaries that own the Skaugen Multigas Carriers from Teekay Corporation upon delivery of the vessels. Since July 28, 2008, we have consolidated these ship-owning companies in our financial statements as variable interest entities as we are the primary beneficiary.

Please read Item 18 – Financial Statements: Notes 11(e), 11(f) and 11(i) – Related Party Transactions and Note 13(a) – Commitments and Contingencies.

- **Our financial results are affected by fluctuations in the fair value of our derivative instruments.** The change in fair value of our derivative instruments is included in our net income (loss) as our derivative instruments are not designated as hedges for accounting purposes. These changes may fluctuate significantly as interest rates and spot tanker rates fluctuate relating to our interest rate swaps and to the agreement we have with Teekay Corporation for the Suezmax tanker *Toledo Spirit* time-charter contract, respectively. Please read Item 18 – Financial Statements: Note 11(g) – Related Party Transactions and Note 12 – Derivative Instruments. The unrealized gains or losses relating to the change in fair value of our derivative instruments do not impact our cash flows.
- **Our financial results are affected by fluctuations in currency exchange rates.** Under GAAP, all foreign currency-denominated monetary assets and liabilities (including cash and cash equivalents, restricted cash, accounts receivable, accounts payable, accrued liabilities, unearned revenue, advances from affiliates, obligations under capital lease and long-term debt) are revalued and reported based on the prevailing exchange rate at the end of the period. These foreign currency translations fluctuate based on the strength of the U.S. dollar relative mainly to the Euro and are included in our results of operations. The translation of all foreign currency-denominated monetary assets and liabilities at each reporting date results in unrealized foreign currency exchange gains or losses but do not impact our cash flows.
- **The size of our fleet changes.** Our historical results of operations reflect changes in the size and composition of our fleet due to certain vessel deliveries. Please read “Liquefied Gas Segment” below and “Other Significant Projects” above for further details about certain prior and future vessel deliveries.
- **Four of our Suezmax tankers earns revenues based partly on spot market rates.** The time-charter for four Suezmax tankers, the *Teide Spirit*, *Algeciras Spirit*, *Huelva Spirit* and *Tenerife Spirit* contain a component providing for additional revenues to us beyond the fixed-hire rate when spot market rates exceed certain threshold amounts. Accordingly, even though declining spot market rates will not result in our receiving less than the fixed-hire rate, our results at the end of each fiscal year may continue to be influenced, in part, by the variable component of the charters.

- **Vessel operating and other costs are facing industry-wide cost pressures.** The oil shipping industry is experiencing a global manpower shortage due to growth in the world fleet. This shortage resulted in significant crew wage increases during 2008, to a lesser degree in 2009 and during the first half of 2010. We expect that going forward, there will be more upward pressure on crew compensation which will result in higher manning costs as we keep pace with market conditions. In addition, factors such as pressure on raw material prices and changes in regulatory requirements could also increase operating expenditures. We continue to take measures to improve operational efficiencies and mitigate the impact of inflation and price escalations; however, we believe that future operational costs will increase.
- **The amount and timing of drydockings of our vessels can significantly affect our revenues between periods.** Our vessels are off-hire at various points of time due to scheduled and unscheduled maintenance. During the year ended December 31, 2010, 2009 and 2008, we had 197, 70 and 123 off-hire days relating to drydocking, respectively. The financial impact from these periods of off-hire, if material, is explained in further detail below. Five vessels are scheduled for drydocking in 2011.

Year Ended December 31, 2010 versus Year Ended December 31, 2009

Liquefied Gas Segment

Our fleet includes 17 LNG carriers (including our 40% interest in four LNG carriers that are accounted for under the equity method (or the *RasGas 3 LNG Carriers*), our 69% interest in the *Tangguh* Joint Venture, which owns the *Tangguh Hiri* and the *Tangguh Sago* (or the *Tangguh LNG Carriers*), our 70% interest in Teekay Nakilat Corporation (or *Teekay Nakilat*), which is the lessee under 30-year capital lease arrangements relating to three LNG carriers (or the *RasGas II LNG Carriers*), our 99% interest in the *Arctic Spirit* and *Polar Spirit* LNG carriers (or the *Kenai LNG Carriers*), our 50% interest in the *Excelsior* Joint Venture and our 50% interest in the *Excalibur* Joint Venture) and two LPG carriers. All of our LNG and LPG carriers operate under long-term, fixed-rate time-charters. We expect our liquefied gas segment to increase due to the following:

- We have agreed to acquire an LPG carrier for approximately \$33 million upon its delivery scheduled in 2011. Please read Item 18 – Financial Statements: Note 13(b) – Commitments and Contingencies.
- We have agreed to acquire the Skaugen Multigas Carriers from Teekay Corporation for a total cost of approximately \$106 million upon the vessel deliveries, which are scheduled for 2011. Please read Item 18 – Financial Statements: Note 11(i) – Related Party Transactions and Note 13(a) – Commitments and Contingencies.
- We have agreed to acquire Teekay Corporation's 33% ownership interest in the consortium relating to the Angola LNG Project deliveries of the related four newbuilding LNG carriers, which are scheduled for 2011 and 2012. Please read Item 18 – Financial Statements: Note 16(a) – Other Information.

The following tables compare our liquefied gas segment's operating results for the years ended December 31, 2010 and 2009, and compare its net voyage revenues (which is a non-GAAP financial measure) for the years ended December 31, 2010 and 2009, to voyage revenues, the most directly comparable GAAP financial measure. The following tables also provide a summary of the changes in calendar-ship-days and revenue days for our liquefied gas segment:

(in thousands of U.S. dollars, except revenue days, calendar-ship-days and percentages)	Year Ended December 31,		% Change
	2010	2009	
Voyage revenues	264,816	252,854	4.7
Voyage expenses	29	1,018	(97.2)
Net voyage revenues	264,787	251,836	5.1
Vessel operating expenses	46,496	50,919	(8.7)
Depreciation and amortization	60,954	59,088	3.2
General and administrative ⁽¹⁾	12,239	11,033	10.9
Gain on sale of vessel	(4,340)	-	100.0
Restructuring charge	-	1,381	(100.0)
Income from vessel operations	149,438	129,415	15.5
Operating Data:			
Revenue Days (A)	5,005	4,491	11.4
Calendar-Ship-Days (B)	5,051	4,637	8.9
Utilization (A)/(B)	99.1%	96.9%	

⁽¹⁾ Includes direct general and administrative expenses and indirect general and administrative expenses (allocated to each segment based on estimated use of resources).

Our liquefied gas segment's operating results included 11 LNG (not including the four *RasGas 3* LNG Carriers or the two LNG carriers jointly owned with Exmar that are accounted for under the equity method) and 3 LPG carriers (including the *Dania Spirit* that was sold on November 5, 2010) during the year ended December 31, 2010 and 2009, respectively. Our total calendar-ship-days increased by 9% to 5,051 days in the year ended December 31, 2010 from 4,637 days in the year ended December 31, 2009 as a result of the *Tangguh Sago*, *Norgas Pan* and *Norgas Cathinka* deliveries in March, April and November 2009, respectively, partially offset by the sale of the *Dania Spirit* in November 2010.

During the year ended December 31, 2010, three of our gas carriers, the *Arctic Spirit*, *Dania Spirit* and *Hispania Spirit* were off-hire for approximately 22 days, 22 days and 2 days, respectively, relating to scheduled drydockings and in-water surveys, compared to 71 off-hire days in 2009.

Net Voyage Revenues. Net voyage revenues increased during 2010 compared to 2009, primarily as a result of:

- an increase of \$11.0 million due to the commencement of the time-charter for the *Tangguh Sago* in May 2009 and an increase in the time-charter rate for the *Tangguh Hiri* relating to the operating element of the time-charter;
- an increase of \$4.1 million due to the commencement of the time-charters for the *Norgas Pan* and the *Norgas Cathinka* in April and November 2009, respectively; and
- an increase of \$4.0 million due to the *Galacia Spirit* and *Madrid Spirit* not having any off-hire days in 2010, compared to 53 off-hire days in 2009 relating to scheduled drydockings;

partially offset by

- a decrease of \$2.9 million, due to the effect on our Euro-denominated revenues from the weakening of the Euro against the U.S. Dollar compared to the same periods last year;
- a decrease of \$1.2 million due to a decrease in the hire rates for the *Arctic Spirit* and *Polar Spirit* as compared to the same periods last year as a result of crewing rate adjustments;
- a decrease of \$1.1 million due to the *Arctic Spirit* being off-hire for 22 days in the first quarter of 2010 for a scheduled drydock; and
- a decrease of \$0.7 million due to the sale of the *Dania Spirit* on November 5, 2010.

Vessel Operating Expenses. Vessel operating expenses decreased during 2010 compared to 2009, primarily as a result of:

- a decrease of \$1.7 million due (a) to the *Arctic Spirit* being without a charter for most of 2010 and as a result, operating with a reduced number of crew on board and with reduced repair and maintenance activities and (b) decreased crew and manning costs upon the change of manning agency services of the Kenai LNG Carriers in October 2009;
- a decrease of \$1.8 million due to our electing to cancel our loss-of-hire insurance in 2009 and self insuring and a reduction in manning levels for certain of our LNG carriers;
- a decrease of \$1.1 million due to the effect on our Euro-denominated expenses from the weakening of the Euro against the U.S. Dollar compared to the same periods last year; and
- a decrease of \$0.7 million due to the sale of the *Dania Spirit* on November 5, 2010;

partially offset by

- an increase of \$0.9 million due to additional crew training expenses and crew manning relating to the delivery of the *Tangguh Sago* in March 2009 and commencement of its time-charter contract in May 2009.

Depreciation and Amortization. Depreciation and amortization increased during 2010 compared to 2009, primarily as a result of:

- an increase of \$1.9 million relating to depreciation of drydock expenditures incurred during the third and fourth quarters of 2009 and the first quarter of 2010; and
- an increase of \$1.1 million from the delivery of the *Norgas Pan* and *Norgas Cathinka* in April and November 2009, respectively;

partially offset by

- a decrease of \$1.1 million from the delivery of the *Tangguh Sago* in March 2009, prior to the commencement of the external time-charter contract in May 2009 which is accounted for as a direct financing lease; and
- a decrease of \$0.3 million due to the sale of the *Dania Spirit* on November 5, 2010.

Gain on sale of vessel. The \$4.3 million gain on sale of vessel in 2010 relates to the sale of the *Dania Spirit* on November 5, 2010 for proceeds of \$21.5 million.

Conventional Tanker Segment

Our fleet includes ten Suezmax-class double-hulled conventional crude oil tankers and one Handymax Product tanker. All of our conventional tankers operate under long-term, fixed-rate time-charters.

On March 17, 2010, we purchased from Teekay Corporation the two 2009-built Centrofin Suezmaxes and a 2007-built Handymax Product tanker, the *Alexander Spirit*. These vessels have been included in our results as if they were acquired on May 27, 2009 (*Bermuda Spirit*), June 24, 2009 (*Hamilton Spirit*) and September 3, 2009 (*Alexander Spirit*). As a result of these acquisitions, our total conventional tanker segment calendar ship days increased by 16% to 4,015 days for the year ended December 31, 2010 from 3,448 days for the year ended December 31, 2009.

The following tables compare our conventional tanker segment's operating results for the year ended December 31, 2010 and 2009, and compare its net voyage revenues (which is a non-GAAP financial measure) for the year ended December 31, 2010 and 2009 to voyage revenues, the most directly comparable GAAP financial measure. The following tables also provide a summary of the changes in calendar-ship-days and revenue days for our conventional tanker segment:

(in thousands of U.S. dollars, except revenue days, calendar-ship-days and percentages)	Year Ended December 31,		% Change
	2010	2009	
Voyage revenues	109,192	90,194	21.1
Voyage expenses	2,013	1,016	98.1
Net voyage revenues	107,179	89,178	20.2
Vessel operating expenses	38,081	31,455	21.1
Depreciation and amortization	28,393	23,598	20.3
General and administrative ⁽¹⁾	11,008	8,731	26.1
Restructuring charge	175	1,869	(90.6)
Income from vessel operations	29,522	23,525	25.5
Operating Data:			
Revenue Days (A)	3,864	3,426	12.8
Calendar-Ship-Days (B)	4,015	3,448	16.4
Utilization (A)/(B)	96.2%	99.4%	

⁽¹⁾ Includes direct general and administrative expenses and indirect general and administrative expenses (allocated to each segment based on estimated use of corporate resources).

Net Voyage Revenues. Net voyage revenues increased during 2010 compared to 2009, primarily as a result of:

- an increase of \$10.2 million due to the commencement of the time-charters for the two Centrofin Suezmaxes in May and June 2009;
- an increase of \$9.2 million due to the acquisition of the *Alexander Spirit* in September 2009 by Teekay Corporation;
- an increase of \$1.2 million relating to higher revenues earned on four Suezmax tankers (*Teide Spirit*, *Algeciras Spirit*, *Huelva Spirit* and *Tenerife Spirit*) due to market rates exceeding specified amounts under our time charter (the time charter for the four Suezmax vessels contain a component providing for additional revenues to us beyond the fixed hire rate when spot market rates exceed threshold amounts);
- an increase of \$1.0 million relating to higher revenues earned by the *Toledo Spirit* relating to the agreement between us and Teekay Corporation for the *Toledo Spirit* time-charter contract (however, we had a corresponding increase in our realized loss on derivatives; therefore this increase and future increases or decreases related to this agreement did not and will not affect our cash flow or net income (loss)); and
- an increase of \$0.4 million due to the *Teide Spirit* being off-hire for 16 days during 2009 for a scheduled drydock;

partially offset by

- a decrease of \$3.8 million due to the *Tenerife Spirit*, *Algeciras Spirit* and *Toledo Spirit* being off-hire for 73, 63 and 15 days, respectively, during 2010 for scheduled drydockings; and
- a decrease of \$0.2 million due to interest-rate adjustments to the daily charter rates under the time-charter contracts for five Suezmax tankers (however, under the terms of these capital leases, we also had decreases in our lease payments, which are reflected as decreases to interest expense).

Vessel Operating Expenses. Vessel operating expenses increased during 2010 compared to 2009, primarily as a result of:

- an increase of \$7.2 million for the year ended December 31, 2010, from the delivery of the two Centrofin Suezmaxes in May and June 2009 and the acquisition of the *Alexander Spirit* by Teekay Corporation in September 2009;

partially offset by

- a decrease of \$0.6 million due to the change in nationality of some of the seafarers on certain of our vessels during 2010 and 2009 as part of our restructuring plan.

Depreciation and Amortization. Depreciation and amortization increased during 2010 compared to 2009, as a result of the delivery of the two Centrofin Suezmaxes in May and June 2009 and the acquisition of the *Alexander Spirit* by Teekay Corporation in September 2009.

Other Operating Results

General and Administrative Expenses. General and administrative expenses increased 18% to \$23.2 million for 2010, from \$19.8 million for 2009, primarily as a result of:

- an increase of \$2.0 million paid to Teekay Corporation for its support of the successful purchase of the Excalibur and Excelsior Joint Ventures on November 4, 2010;
- an increase of \$0.8 million attributable to the operations of the Centrofin Suezmaxes and the *Alexander Spirit* for a full year; which were acquired from Teekay Corporation in early 2010;
- an increase of \$0.4 million related to a full year of ship management service fees incurred on our Spanish vessels compared to a partial year in 2009;
- an increase of \$0.4 million associated with corporate services provided to us by Teekay Corporation; and
- an increase of \$0.2 million related to an increase in corporate services fees for the Tangguh Joint Venture and Teekay Nakilat as agreed to by the respective joint ventures;

partially offset by

- a decrease of \$0.5 million due to lower expenses incurred in our Spain office as a result of our 2009 restructuring plan.

Restructuring Charge. During 2009, we restructured certain ship management functions from our office in Spain to a subsidiary of Teekay Corporation and changed the nationality of certain seafarer positions. During the year ended December 31, 2009, we incurred \$3.3 million in connection with these restructuring plans compared to a nominal amount for 2010.

Interest Expense. Interest expense decreased to \$49.0 million for 2010, from \$60.5 million for 2009. Interest expense primarily reflects interest incurred on our capital lease obligations and long-term debt. This decrease was primarily the result of:

- a decrease of \$7.8 million from the scheduled loan payments on the LNG carrier *Catalunya Spirit*, and scheduled capital lease repayments on the LNG carrier *Madrid Spirit* (the *Madrid Spirit* is financed pursuant to a Spanish tax lease arrangement, under which we borrowed under a term loan and deposited the proceeds into a restricted cash account and entered into a capital lease for the vessel; as a result, this decrease in interest expense from the capital lease is offset by a corresponding decrease in interest income from restricted cash);
- a decrease of \$4.3 million due to principal debt repayments made during 2010 and the third and fourth quarters of 2009 and a decrease of the LIBOR rates relating to our variable-rate debts;
- a decrease of \$1.2 million due to the effect on our Euro-denominated debt from the weakening of the Euro against the U.S. Dollar during 2010; and
- a decrease of \$0.2 million from declining interest rates on our five Suezmax tanker capital lease obligations (however, as described above, under the terms of the time-charter contracts for these vessels, we also had decreases in charter receipts, which are reflected as decreases to voyage revenues);

partially offset by

- an increase of \$0.4 million relating to the interest expense attributable to a full year of operations of the Centrofin Suezmaxes and the *Alexander Spirit* compared to a partial year during 2009;
- an increase of \$1.1 million relating to higher amortization of deferred debt issuance costs; and
- an increase of \$0.5 million relating to one of our debt facilities which became available in October 2009.

Interest Income. Interest income decreased to \$7.2 million for 2010, from \$13.9 million for 2009. Interest income primarily reflects interest earned on restricted cash deposits that approximate the present value of the remaining amounts we owe under lease arrangements on four of our LNG carriers. This decrease was primarily as a result of:

- a decrease of \$4.8 million due to scheduled capital lease repayments on one of our LNG carriers which was funded from restricted cash;
- a decrease of \$1.5 million due to decreases in LIBOR rates relating to the restricted cash in Teekay Nakilat that is used to fund capital lease payments for the *RasGas II LNG Carriers*; and
- a decrease of \$0.3 million due to the due to the weakening of the Euro against the U.S. Dollar during 2010.

Realized and Unrealized Loss on Derivative Instruments. Net realized and unrealized losses on derivative instruments increased to a loss of \$78.7 million for 2010, from a loss of \$41.0 million for 2009 as set forth in the table below.

	Year Ended December 31, 2010			Year Ended December 31, 2009		
	Realized gains (losses)	Unrealized gains (losses)	Total	Realized gains (losses)	Unrealized gains (losses)	Total
Interest rate swap agreements	(42,495)	(34,906)	(77,401)	(36,222)	(11,143)	(47,365)
Toledo Spirit time-charter derivative	(1,919)	600	(1,319)	(940)	7,355	6,415
	<u>(44,414)</u>	<u>(34,306)</u>	<u>(78,720)</u>	<u>(37,162)</u>	<u>(3,788)</u>	<u>(40,950)</u>

Foreign Currency Exchange Gains (Losses). Foreign currency exchange gains (losses) were \$27.5 million and (\$10.8) million for the years ended December 31, 2010 and 2009, respectively. These foreign currency exchange gains and losses, substantially all of which were unrealized, are due primarily to the relevant period-end revaluation of our Euro-denominated term loans, capital leases and restricted cash for financial reporting purposes. Gains reflect a strengthening U.S. Dollar against the Euro on the date of revaluation. Losses reflect a weaker U.S. Dollar against the Euro on the date of revaluation.

Equity Income. Equity income was \$8.0 million for 2010, compared to \$27.6 million for 2009. This change is primarily due to a decrease in RasGas 3 Joint Venture's unrealized gains on derivatives for 2010, as compared to 2009 and combined with an increase in equity income relating to the Excelsior and Excalibur Joint Ventures which were acquired in November 2010. The unrealized (loss) gain on interest rate swaps included in equity income for the years ended December 31, 2010 and 2009 was (\$6.5) million and \$10.9 million, respectively.

Year Ended December 31, 2009 versus Year Ended December 31, 2008

Liquefied Gas Segment

We operated 18 LNG and LPG carriers (including our 40% interest in four LNG carriers which are accounted for under the equity method following their deliveries between May and July 2008) during 2009 and 15 LNG and LPG carriers in 2008. On April 1, 2008, we purchased from Teekay Corporation the two Kenai LNG Carriers, the *Arctic Spirit* and the *Polar Spirit*; however, as they are included among the vessels constituting the Dropdown Predecessor, they have been included in our results as if they were acquired on December 13 and 14, 2007, respectively, when they began operations under the ownership of Teekay Corporation. The *Tanggung Hiri*, *Tanggung Sago*, *Norgas Pan* and *Norgas Camilla* delivered on November 2008, March 2009, April 2009 and November 2009, respectively. As a result our total calendar ship days increased by 25% to 4,637 days in 2009 from 3,701 days in 2008. In August 2009, we purchased from Teekay Corporation the *Tanggung* LNG Carriers however, as Teekay *Tanggung* was a variable interest entity in which we were the primary beneficiary, it has been included in our results since November 2006.

The following tables compare our liquefied gas segment's operating results for the years ended 2009 and 2008, and compare its net voyage revenues (which is a non-GAAP financial measure) for the years ended December 31, 2009 and 2008, to voyage revenues, the most directly comparable GAAP financial measure. The following tables also provide a summary of the changes in calendar-ship-days and revenue days for our liquefied gas segment:

(in thousands of U.S. dollars, except revenue days, calendar-ship-days and percentages)	Year Ended December 31,		% Change
	2009	2008	
Voyage revenues	252,854	222,318	13.7
Voyage expenses	1,018	1,397	(27.1)
Net voyage revenues	251,836	220,921	14.0
Vessel operating expenses	50,919	49,400	3.1
Depreciation and amortization	59,088	57,880	2.1
General and administrative ⁽¹⁾	11,033	11,247	(1.9)
Restructuring charge	1,381	-	100.0
Income from vessel operations	129,415	102,394	26.4
Operating Data:			
Revenue Days (A)	4,491	3,631	23.7
Calendar-Ship-Days (B)	4,637	3,701	25.3
Utilization (A)/(B)	96.9%	98.1%	

⁽¹⁾ Includes direct general and administrative expenses and indirect general and administrative expenses (allocated to each segment based on estimated use of resources).

During 2008 one of our LNG carriers, the *Catalunya Spirit*, was off-hire for approximately 6 days due to the loss of propulsion and 29 days for a scheduled drydock. The cost of the repairs was \$0.7 million and we recovered \$0.5 million under a protection and indemnity insurance policy. The vessel was repaired and resumed normal operations.

Net Voyage Revenues. Net voyage revenues increased during 2009 compared to 2008, primarily as a result of:

- an increase of \$32.2 million due to the commencement of the time-charters for the two Tangguh LNG Carriers in January and May 2009, respectively;
- an increase of \$3.5 million due to the commencement of the time-charters for the *Norgas Pan* and *Norgas Cathinka* in April and November 2009, respectively;
- an increase of \$3.1 million due to the *Catalunya Spirit* being off-hire for 34.3 days during 2008 for repairs;
- an increase of \$1.0 million due to the *Polar Spirit* being off-hire for 18.5 days during 2008 for a scheduled drydock; and
- an increase of \$0.4 million due to an escalation to the daily charter rates under the time-charter contracts for three LNG carriers;

partially offset by

- a decrease of \$3.8 million due to the effect on our Euro-denominated revenues from the weakening of the Euro against the U.S. Dollar compared to the same period last year;
- a decrease of \$2.1 million due to the *Madrid Spirit* being off-hire for 25.2 days during the third quarter of 2009 for a scheduled drydock;
- a decrease of \$1.9 million due to the *Galicia Spirit* being off-hire for 27.6 days during the third quarter of 2009 for a scheduled drydock; and
- a decrease of \$1.6 million due to a provision for crewing rate adjustment related to the time-charter contract for the two Kenai LNG Carriers.

Vessel Operating Expenses. Vessel operating expenses increased during 2009 compared to 2008, primarily as a result of:

- an increase of \$6.3 million from the deliveries of the Tangguh LNG Carriers in November 2008 and March 2009, respectively;

partially offset by

- a decrease of \$2.7 million relating to lower crew manning, insurance, and repairs and maintenance costs;
- a decrease of \$1.3 million relating to service costs associated with the *Dania Spirit* being off-hire for 15.5 days during 2008 for a scheduled drydock; and
- a decrease of \$0.8 million due to the effect on our Euro-denominated vessel operating expenses from the weakening of the Euro against the U.S. Dollar compared to the same period last year (a portion of our vessel operating expenses, particularly those relating to manning costs, are paid in Euros due to the nationality of our crew).

Depreciation and Amortization. Depreciation and amortization increased during 2009 compared to 2008, primarily as a result of:

- an increase of \$1.3 million from the delivery of the *Tangguh Sago* in March 2009 prior to the commencement of the time-charter contract in May 2009 which is accounted for as a direct financing lease;
- an increase of \$1.0 million from the delivery of the *Norgas Pan* and the *Norgas Cathinka* in April and November 2009, respectively;
- an increase of \$0.2 million due to the amortization of costs associated with vessel cost expenditures during 2008; and
- an increase of \$0.2 million relating to amortization of drydock expenditures incurred during 2009;

partially offset by

- a decrease of \$1.0 million due to revised depreciation estimates; and
- a decrease of \$0.6 million from the commencement of the time-charter contract for the *Tangguh Hiri* in January 2009 which is accounted for as a direct financing lease.

Conventional Tanker Segment

We included ten Suezmax tankers and one Handymax tanker in 2009 as compared to 8 Suezmax tankers in 2008. On March 17, 2010 we purchased from Teekay Corporation the two 2009-built Centrofin Suezmaxes and a 2007-built Handymax Product tanker, the *Alexander Spirit*. These vessels have been included in our results as if they were acquired on May 27, 2009 (*Bermuda Spirit*), June 24, 2009 (*Hamilton Spirit*) and September 3, 2009 (*Alexander Spirit*). As a result of these acquisitions, our total Conventional tanker segment calendar ship days increased by 18% to 3,448 days in 2009 from 2,928 days in 2008. All of our Suezmax tankers operate under long-term, fixed-rate time-charters.

The following table compares our Conventional tanker segment's operating results for the year ended December 31, 2009 and 2008, and compares its net voyage revenues (which is a non-GAAP financial measure) for the year ended December 31, 2009 and 2008, to voyage revenues, the most directly comparable GAAP financial measure. The following table also provides a summary of the changes in calendar-ship-days and revenue days for our Conventional tanker segment:

(in thousands of U.S. dollars, except revenue days,	Year Ended December 31,
---	-------------------------

calendar-ship-days and percentages)	2009	2008	% Change
Voyage revenues	90,194	92,086	(2.1)
Voyage expenses	1,016	1,856	(45.3)
Net voyage revenues	89,178	90,230	(1.2)
Vessel operating expenses	31,455	27,713	13.5
Depreciation and amortization	23,598	19,000	24.2
General and administrative ⁽¹⁾	8,731	8,954	(2.5)
Restructuring charge	1,869	-	100.0
Goodwill impairment	-	3,648	(100.0)
Income from vessel operations	23,525	30,915	(23.9)
Operating Data:			
Revenue Days (A)	3,426	2,866	19.5
Calendar-Ship-Days (B)	3,448	2,928	17.8
Utilization (A)/(B)	99.4%	97.9%	

⁽¹⁾ Includes direct general and administrative expenses and indirect general and administrative expenses (allocated to each segment based on estimated use of corporate resources).

Net Voyage Revenues. Net voyage revenues decreased during 2009 compared to 2008, primarily as a result of:

- a decrease of \$7.7 million relating to lower revenues earned by the *Toledo Spirit* relating to the agreement between us and Teekay Corporation for the Toledo Spirit time charter contract (however, we had a corresponding decrease in our realized loss on derivatives; therefore this decrease and future increases or decreases related to this agreement did not and will not affect our cash flow or net income);
- a decrease of \$6.3 million due to interest-rate adjustments to the daily charter rates under the time-charter contracts for five Suezmax tankers (however, under the terms of these capital leases, we also had decreases in our lease payments, which are reflected as decreases to interest expense);
- a decrease of \$6.0 million relating to lower revenues earned by the *Teide Spirit* due to market rates being lower than specified amounts under our time charter (the time charter for the Teide Spirit contains a component providing for additional revenues to us beyond the fixed hire rate when spot market rates exceed threshold amounts); and
- a decrease of \$0.4 million due to the *Teide Spirit* being off-hire for 16 days during 2009 for a scheduled drydock;

partially offset by

- an increase of \$17.0 million due to the acquisitions of the Centrofin Suezmaxes and the *Alexander Spirit*;
- an increase of \$0.6 million relating to lower bunker fuel expense incurred during vessel drydocking;
- an increase of \$0.6 million due to the *European Spirit* being off-hire for 24.1 days during 2008 for a scheduled drydock;
- an increase of \$0.5 million due to the *African Spirit* being off-hire for 19 days during 2008 for a scheduled drydock; and
- an increase of \$0.5 million due to the *Asian Spirit* being off-hire for 19.4 days during 2008 for a scheduled drydock.

Vessel Operating Expenses. Vessel operating expenses increased during 2009 compared to 2008, primarily as a result of:

- an increase of \$4.9 million relating to the acquisitions of the Centrofin Suezmaxes and the *Alexander Spirit*;

partially offset by

- a decrease of \$0.9 million due to the effect on our Euro-denominated vessel operating expenses from the weakening of the Euro against the U.S. Dollar during such period compared to the same periods last year (a portion of our vessel operating expenses are denominated in Euros, which is primarily due to the nationality of our crew); and
- a decrease of \$0.1 million relating to lower crew manning, insurance, and repairs and maintenance costs.

Depreciation and Amortization. Depreciation and amortization increased during 2009 compared to 2008, primarily as a result of:

- an increase of \$3.9 million due to the acquisitions of the Centrofin Suezmaxes and the *Alexander Spirit*; and
- an increase of \$0.6 million due to the amortization of costs associated with the scheduled drydockings during 2008 relating to the

European Spirit, the Asian Spirit and the African Spirit.

Goodwill Impairment. During 2008, due to the decline in market conditions, we conducted an interim impairment review of our reporting units during 2008. The fair value of the reporting units was estimated using the expected present value of future cash flows. The fair value of the reporting units was then compared to its carrying values and it was determined that the fair value attributable our Conventional tanker segment was less than its carrying value. As a result of our review, a goodwill impairment loss of \$3.6 million was recognized in the Conventional tanker reporting unit during 2008. In 2009, we conducted a goodwill impairment review of our liquefied gas segment and concluded that no impairment existed at December 31, 2009.

Other Operating Results

General and Administrative Expenses. General and administrative expenses decreased 2.2% to \$19.8 million for 2009 from \$20.2 million for 2008. This decrease was primarily the result of:

- a decrease of \$2.5 million relating to lower annual long-term incentive plan accruals and the impact of our restructuring plan, which reduced the number of shore-based staff in our Spain office; and
- a decrease of \$0.5 million relating to lower corporate and office expenses;

partially offset by

- an increase of \$1.6 million due to the acquisitions of the Centrofin Suezmaxes and the *Alexander Spirit*; and
- an increase of \$1.1 million associated with corporate services provided to us by subsidiaries of Teekay Corporation.

Restructuring Charge. During 2009, we restructured certain ship management functions from our office in Spain to a subsidiary of Teekay Corporation and the change of the nationality of some of the seafarers. During 2009, we incurred \$3.3 million in connection with these restructuring plans.

Interest Expense. Interest expense decreased 56% to \$60.5 million for 2009, from \$138.3 million for 2008. Interest expense primarily reflects interest incurred on our capital lease obligations and long-term debt. These decreases were primarily the result of:

- a decrease of \$35.1 million as the debt relating to Teekay Nakilat (III) was novated to the RasGas 3 Joint Venture on December 31, 2008. Please read Item 18 – Financial Statements: Note 11(f) – Related Party Transactions (the interest expense on this debt is not reflected in our 2009 consolidated interest expense as the RasGas 3 Joint Venture is accounted for using the equity method);
- a decrease of \$20.0 million due to a decrease of LIBOR rates relating to the long-term debt in Teekay Nakilat Corporation (or Teekay Nakilat). Please read Item 18 – Financial Statements: Note 9 – Long-Term Debt;
- a decrease of \$15.4 million from the scheduled loan payments on the *Catalunya Spirit*, and scheduled capital lease repayments on the *Madrid Spirit* (the *Madrid Spirit* is financed pursuant to a Spanish tax lease arrangement, under which we borrowed under a term loan and deposited the proceeds into a restricted cash account and entered into a capital lease for the vessel; as a result, this decrease in interest expense from the capital lease is offset by a corresponding decrease in the interest income from restricted cash);
- a decrease of \$4.7 million from declining interest rates on our five Suezmax tanker capital lease obligations (however, as described above, under the terms of the time-charter contracts for these vessels, we also had decreases in charter payments, which are reflected as a decrease to voyage revenues);
- a decrease of \$3.0 million relating to the interest expense attributable to the operations of the Kenai LNG Carriers that was incurred by Teekay Corporation and allocated to us as part of the results of the Dropdown Predecessor;
- a decrease of \$2.2 million relating to debt used to fund general corporate purposes; and
- a decrease of \$1.6 million due to the effect on our Euro-denominated debt from the weakening of the Euro against the U.S. Dollar during such period compared to the same periods last year;

partially offset by

- an increase of \$2.5 million relating to debt to finance the purchase of the Tangguh LNG Carriers as the interest on this debt was capitalized in 2008;
- an increase of \$1.2 million due to the acquisition of the Centrofin Suezmaxes and the *Alexander Spirit*; and
- an increase of \$0.4 million due to amortization of deferred debt issuance costs.

Interest Income Interest income decreased 78% to \$13.9 million for 2009, from \$64.3 million in 2008. Interest income primarily reflects interest earned on restricted cash deposits that approximate the present value of the remaining amounts we owe under lease arrangements on four of our LNG carriers. These decreases were primarily as a result of:

- a decrease of \$33.5 million relating to interest-bearing advances made by us to the RasGas 3 Joint Venture for shipyard construction installment payments repaid on December 31, 2008 when the debt was novated to the RasGas 3 Joint Venture;

- a decrease of \$13.4 million due to decreases in LIBOR rates relating to the restricted cash in Teekay Nakilat that is used to fund capital lease payments for the RasGas II LNG Carriers;
- a decrease of \$1.5 million relating to lower interest rates on our bank accounts compared to the same periods last year;
- a decrease of \$0.4 million due to the effect on our Euro-denominated deposits from the weakening of the Euro against the U.S. Dollar during such periods compared to the same period last year; and
- a decrease of \$0.3 million primarily from scheduled capital lease repayments on one of our LNG carriers which was funded from restricted cash deposits.

Realized and Unrealized Loss on Derivative Instruments. Net realized and unrealized losses on derivative instruments decreased 59% to (\$41.0) million in 2009 from (\$100.0) million in 2008 as detailed in the table below.

	Year Ended December 31, 2009			Year Ended December 31, 2008		
	Realized gains (losses)	Unrealized gains (losses)	Total	Realized gains (losses)	Unrealized gains (losses)	Total
Interest rate swap agreements	(36,222)	(11,143)	(47,365)	(6,788)	(82,543)	(89,331)
Toledo Spirit time-charter derivative	(940)	7,355	6,415	(8,620)	(2,003)	(10,623)
	<u>(37,162)</u>	<u>(3,788)</u>	<u>(40,950)</u>	<u>(15,408)</u>	<u>(84,546)</u>	<u>(99,954)</u>

Foreign Currency Exchange (Losses) Gains. Foreign currency exchange (losses) gains were (\$10.8) million and \$18.2 million for the years ended December 31, 2009 and 2008, respectively. These foreign currency exchange gains and losses, substantially all of which were unrealized, are due primarily to the relevant period-end revaluation of Euro-denominated term loans and restricted cash for financial reporting purposes. Losses reflect a weaker U.S. Dollar against the Euro on the date of revaluation. Gains reflect a stronger U.S. Dollar against the Euro on the date of revaluation.

Equity Income. Equity income was \$27.6 million for 2009, compared to a nominal income for 2008. This change is primarily due to the operations of the four RasGas 3 LNG Carriers, which were delivered between May and July 2008, and RasGas 3 Joint Venture's realized and unrealized gain on its interest rate swaps. The unrealized gain on its interest rate swaps included in equity income for the years ended December 31, 2009 and 2008 was \$10.9 million and nil, respectively.

Liquidity and Cash Needs

As at December 31, 2010, our cash and cash equivalents were \$81.1 million, compared to \$108.4 million at December 31, 2009. Our total liquidity which consists of cash, cash equivalents and undrawn medium-term credit facilities, was \$459.7 million as at December 31, 2010, compared to \$479.8 million as at December 31, 2009. The 2010 cash and liquidity amounts exclude amounts attributable to the Dropdown Predecessor. The decrease in total liquidity is primarily due to borrowings to partially finance the acquisition of Excelsior and Excalibur Joint Ventures from Exmar NV and the acquisition of the Centrofin Suezmaxes and the *Alexander Spirit* from Teekay Corporation in March 2010, repayments of long-term debt, advances and repayments to our joint venture partners and drydocking expenditures, partially offset by the receipt of proceeds from our direct equity placement in July 2010 and proceeds received from the sale of *Dania Spirit* in November 2010.

Our primary short-term liquidity needs are to pay quarterly distributions on our outstanding units and to fund general working capital requirements and drydocking expenditures, while our long-term liquidity needs primarily relate to expansion and maintenance capital expenditures and debt repayment. Expansion capital expenditures primarily represent the purchase or construction of vessels to the extent the expenditures increase the operating capacity or revenue generated by our fleet, while maintenance capital expenditures primarily consist of drydocking expenditures and expenditures to replace vessels in order to maintain the operating capacity or revenue generated by our fleet. We anticipate that our primary sources of funds for our short-term liquidity needs will be cash flows from operations, while our long-term sources of funds will be from cash from operations, long-term bank borrowings and other debt or equity financings, or a combination thereof.

We are required to purchase five of our in-chartered Suezmax tankers, which are accounted for as capital lease arrangements, in 2011. We anticipate that we will purchase these tankers either by assuming the outstanding financing obligations that relate to them or by obtaining separate debt or equity financing to complete the purchases if the lenders do not consent to our assuming the financing obligations. In addition, as of December 31, 2010, we were also committed to acquiring one LPG carrier from Skaugen and the two Skaugen Multigas Carriers. These additional purchase commitments, scheduled to occur in 2011, total approximately \$139 million. In March 2011, we also agreed to purchase Teekay Corporation's 33% interest in four LNG carriers expected to serve the Angola LNG Project, for which we anticipate the total equity purchase price to be approximately \$73 million (net of assumed debt), payable beginning in the fall of 2011. We intend to finance these purchases with one or more of our existing revolving credit facilities, incremental debt, surplus cash balances, proceeds from the issuance of additional common units, or combinations thereof. Please read Item 18 – Financial Statements: Note 13 – Commitments and Contingencies.

As described under "Item 4 — Information on the Company: C. Regulations — Other Environmental Initiatives," passage of any climate control legislation or other regulatory initiatives that restrict emissions of greenhouse gases could have a significant financial and operational impact on our business, which we cannot predict with certainty at this time. Such regulatory measures could increase our costs related to operating and maintaining our vessels and require us to install new emission controls, acquire allowances or pay taxes related to our greenhouse gas emissions, or administer and manage a greenhouse gas emissions program. In addition, increased regulation of greenhouse gases may, in the long term, lead to reduced demand for oil and gas and reduced demand for our services.

Cash Flows. The following table summarizes our cash flow for the periods presented:

(in thousands of U.S. dollars)	Year Ended December 31,	
	2010	2009
Net cash flow from operating activities	174,970	171,384
Net cash flow used for financing activities	(167,746)	(10,060)
Net cash flow used for investing activities	(34,519)	(170,615)

Operating Cash Flows. Net cash flow from operating activities increased to \$175.0 million in 2010 from \$171.4 million in 2009, primarily due to the increase in operating cash flows from the *Tangguh Sago* having commenced its charter in May 2009, the deliveries of the *Norgas Pan* and *Norgas Cathinka* in April 2009 and November 2009, respectively, and the acquisitions of the Centrofin Suezmaxes and the *Alexander Spirit*. This increase was partially offset by in the number of off-hire days and drydocking expenses related to scheduled drydockings in 2010, compared to 2009, the timing of lease receipts from the Teekay Tangguh Joint Venture's operating leases and changes in working capital due to the timing of our cash receipts and payments. Net cash flow from operating activities depends upon the timing and amount of drydocking expenditures, repairs and maintenance activity, vessel additions and dispositions, foreign currency rates, changes in interest rates, fluctuations in working capital balances and spot market hire rates (to the extent we have vessels operating in the spot tanker market or our hire rates are partially affected by spot market rates). The number of vessel drydockings tends to vary each period.

Financing Cash Flows. Our investments in vessels and equipment are financed primarily with term loans and capital lease arrangements. Proceeds from long-term debt were \$100.9 million and \$220.1 million, respectively, for 2010 and 2009. From time to time we refinance our loans and revolving credit facilities. During 2010, we used the proceeds from long-term debt primarily to fund a portion of the acquisition of the Centrofin Suezmaxes, the *Alexander Spirit*, Excelsior Joint Venture and Excalibur Joint Venture.

On July 15, 2010, we completed a direct equity placement of approximately 1.7 million common units at a price of \$29.18 per unit, for net proceeds of approximately \$50.9 million. Please read item 18 – Financial Statements: Note 3 – Equity Offerings.

Cash distributions paid during 2010 increased to \$135.5 million from \$114.5 million for the same period last year. This increase was the result of:

- an increase in the number of units eligible to receive the cash distribution as a result of equity offerings during 2009 and the direct equity placement in 2010 and as a result of the acquisition of the Excalibur and Excelsior Joint Ventures; and
- an increase in our quarterly distribution to \$0.60 per unit from \$0.57 per unit starting with the May 2010 distribution.

Subsequent to December 31, 2010, a cash distribution totaling \$37.7 million was declared with respect to the fourth quarter of 2010, which was paid in February 2011.

Investing Cash Flows During 2010, we incurred \$26.7 million in expenditures for vessels and equipment. These expenditures represent construction payments for the two Skaugen Multigas newbuildings and capital modifications for certain of our vessels. During 2010 we received proceeds of \$21.6 million from the sale of the *Dania Spirit* and used \$35.2 million for the purchase of the Excelsior and Excalibur Joint Ventures.

Credit Facilities

Our revolving credit facilities and term loans are described in Item 18 – Financial Statements: Note 9 – Long-Term Debt. Our term loans and revolving credit facilities contain covenants and other restrictions typical of debt financing secured by vessels, including, but not limited to, one or more of the following that restrict the ship-owning subsidiaries from:

- incurring or guaranteeing indebtedness;
- changing ownership or structure, including mergers, consolidations, liquidations and dissolutions;
- making dividends or distributions if we are in default;
- making capital expenditures in excess of specified levels;
- making certain negative pledges and granting certain liens;
- selling, transferring, assigning or conveying assets;
- making certain loans and investments; and
- entering into a new line of business.

Certain loan agreements require that minimum levels of tangible net worth and aggregate liquidity be maintained, provide for a maximum level of leverage and require one of our subsidiaries to maintain restricted cash deposits. Our ship-owning subsidiaries may not, among other things, pay dividends or distributions if we are in default under our loan agreements and revolving credit facilities. Our capital leases do not contain financial or restrictive covenants other than those relating to operation and maintenance of the vessels. One of our term loans is guaranteed by Teekay Corporation and contains covenants that require Teekay Corporation to maintain the greater of a minimum liquidity (cash and cash equivalents) of at least \$50.0 million and 5.0% of Teekay Corporation's total consolidated debt which has recourse to Teekay Corporation. As at December 31, 2010, we and our affiliates were in compliance with all covenants in our credit facilities and capital leases.

Contractual Obligations and Contingencies

The following table summarizes our contractual obligations as at December 31, 2010:

	Total	2011	2012 and 2013	2014 and 2015	Beyond 2015
(in millions of U.S. Dollars)					
U.S. Dollar-Denominated Obligations:					
Long-term debt ⁽¹⁾	1,025.8	63.3	143.2	191.9	627.4
Commitments under capital leases ⁽²⁾	197.9	197.9	-	-	-
Commitments under capital leases ⁽³⁾	1,025.1	24.0	48.0	48.0	905.1
Commitments under operating leases ⁽⁴⁾	457.7	25.1	50.1	50.2	332.3
Purchase obligations ⁽⁵⁾	139.0	139.0	-	-	-
Total U.S. Dollar-denominated obligations	2,845.5	449.3	241.3	290.1	1,864.8
Euro-Denominated Obligations: ⁽⁶⁾					
Long-term debt ⁽⁷⁾	373.3	13.1	213.6	16.3	130.3
Commitments under capital leases ⁽⁸⁾	86.8	86.8	-	-	-
Total Euro-denominated obligations	460.1	99.9	213.6	16.3	130.3
Totals	3,305.6	549.2	454.9	306.4	1,995.1

⁽¹⁾ Excludes expected interest payments of \$17.0 million (2011), \$29.7 million (2012 and 2013), \$23.6 million (2014 and 2015) and \$34.8 million (beyond 2015). Expected interest payments are based on the existing interest rates (fixed-rate loans) and LIBOR at December 31, 2010, plus margins on debt that has been drawn that ranged up to 0.70% (variable-rate loans). The expected interest payments do not reflect the effect of related interest rate swaps that we have used as an economic hedge of certain of our variable-rate debt. Existing restricted cash deposits of \$12.4 million, together with the interest earned on these deposits, are expected to repay a portion of our existing debt.

⁽²⁾ Includes, in addition to lease payments, amounts we are required to pay to purchase certain leased vessels at the end of the lease terms. We are obligated to purchase five of our existing Suezmax tankers upon the termination of the related capital leases, which may occur in 2011. The purchase price will be based on the unamortized portion of the vessel construction financing costs for the vessels, which we expect to range from \$31.7 million to \$39.2 million per vessel. We expect to satisfy the purchase price either by assuming the existing vessel financing or by obtaining separate debt or equity financing to complete the purchases if the lenders do not consent to our assuming the financing obligations. We are also obligated to purchase one of our existing LNG carriers upon the termination of the related capital leases on December 31, 2011. The purchase obligation has been fully funded with restricted cash deposits. Please read Item 18 – Financial Statements: Note 5 – Leases and Restricted Cash.

⁽³⁾ Existing restricted cash deposits of \$477.2 million, together with the interest earned on these deposits, are expected to be sufficient to repay the remaining amounts we currently owe under the lease arrangements.

⁽⁴⁾ We have corresponding leases whereby we are the lessor and expect to receive approximately \$419.1 million for these leases from 2011 to 2029.

⁽⁵⁾ We have entered into an agreement to acquire the third LPG Carrier from Skaugen, for approximately \$33.0 million upon its delivery, scheduled for 2011. In July 2008, the Skaugen Multigas Subsidiaries signed contracts for the purchase of the Skaugen Multigas Carriers and we have agreed to purchase Skaugen Multigas subsidiaries from Teekay Corporation for a total cost of approximately \$106 million upon the vessel deliveries. Both vessels are scheduled to be delivered in 2011. Please read Note 13a – Commitments and Contingencies.

In March 2011, we entered into an agreement to acquire Teekay Corporation's 33% interest in four Angola LNG carriers expected to serve the Angola LNG Project, for which we anticipate the total equity purchase price to be approximately \$73 million (net of assumed debt), payable beginning in the fall of 2011.

⁽⁶⁾ Euro-denominated obligations are presented in U.S. Dollars and have been converted using the prevailing exchange rate as of December 31, 2010.

⁽⁷⁾ Excludes expected interest payments of \$5.3 million (2011), \$5.9 million (2012 and 2013), \$4.0 million (2014 and 2015) and \$10.0 million (beyond 2015). Expected interest payments are based on EURIBOR at December 31, 2010, plus margins that ranged up to 0.66%, as well as the prevailing U.S. Dollar/Euro exchange rate as of December 31, 2010. The expected interest payments do not reflect the effect of related interest rate swaps that we have used as an economic hedge of certain of our variable-rate debt.

⁽⁸⁾ Existing restricted cash deposits of \$82.6 million, together with the interest earned on these deposits, are expected to equal the remaining amounts we owe under the lease arrangement, including our obligation to purchase the vessel at the end of the lease term.

Off-Balance Sheet Arrangements

As of April 1, 2011, we are committed to acquire from Teekay Corporation the Skaugen Multigas Carriers upon delivery for a total cost of approximately \$106 million, and its 33% ownership interest in four LNG carriers and related charter contracts for the Angola LNG Project at a total equity purchase price of approximately \$73 million (net of assumed debt), subject to adjustment based on actual costs incurred at the time of delivery. In addition, we are committed to acquire from Skaugen the third Skaugen LPG Carrier upon delivery for a total cost of approximately \$33 million. We also have some guaranty obligations as detailed in Item 18 – Financial Statements: Note 5 – Leases and Restricted Cash and Note 18 – Equity Method Investments.

Critical Accounting Estimates

We prepare our consolidated financial statements in accordance with GAAP, which require us to make estimates in the application of our accounting policies based on our best assumptions, judgments and opinions. On a regular basis, management reviews the accounting policies, assumptions, estimates and judgments to ensure that our consolidated financial statements are presented fairly and in accordance with GAAP. However, because future events and their effects cannot be determined with certainty, actual results could differ from our assumptions and estimates, and such differences could be material. Accounting estimates and assumptions discussed in this section are those that we consider to be the most critical to an understanding of our financial statements, because they inherently involve significant judgments and uncertainties. For a further description of our material accounting policies, please read Item 18 – Financial Statements: Note 1 – Summary of Significant Accounting Policies.

Vessel Lives and Impairment

Description. The carrying value of each of our vessels represents its original cost at the time of delivery or purchase less depreciation or impairment charges. We depreciate our vessels on a straight-line basis over a vessel's estimated useful life, less an estimated residual value. The carrying values of our vessels may not represent their fair market value at any point in time since the market prices of second-hand vessels tend to fluctuate with changes in charter rates and the cost of newbuildings. Both charter rates and newbuilding costs tend to be cyclical in nature. We review vessels and equipment for impairment whenever events or changes in circumstances indicate the carrying amount of an asset may not be recoverable. We measure the recoverability of an asset by comparing its carrying amount to future undiscounted cash flows that the asset is expected to generate over its remaining useful life.

Judgments and Uncertainties. Depreciation is calculated using an estimated useful life of 25 years for Conventional tankers, 30 years for LPG Carriers and 35 years for LNG carriers, from the date the vessel was originally delivered from the shipyard. In the shipping industry, the use of a 25-year vessel life for Conventional tankers has become the prevailing standard. In addition, the use of a 30 to 35 year vessel life for LPG carriers and a 30 to 40 year vessel life for LNG carriers is typical. However, the actual life of a vessel may be different, with a shorter life resulting in an increase in the depreciation and potentially resulting in an impairment loss. The estimates and assumptions regarding expected cash flows require considerable judgment and are based upon existing contracts, historical experience, financial forecasts and industry trends and conditions. We are not aware of any indicators of impairments nor any regulatory changes or environmental liabilities that we anticipate will have a material impact on our current or future operations.

Effect if Actual Results Differ from Assumptions. If we consider a vessel or equipment to be impaired, we recognize impairment in an amount equal to the excess of the carrying value of the asset over its fair market value. The new lower cost basis will result in a lower annual depreciation than before the vessel impairment. A one-year reduction in the estimated useful lives of our Conventional tankers, our LPG carriers and our LNG carriers would result in an increase in our current annual depreciation by approximately \$3.2 million, assuming this decrease did not also result in an impairment loss.

Drydocking Life

Description. We capitalize a portion of the costs we incur during drydocking and for an intermediate survey and amortize those costs on a straight-line basis over the useful life of the drydock. We expense costs related to routine repairs and maintenance incurred during drydocking that do not improve operating efficiency or extend the useful lives of the assets.

Judgments and Uncertainties. Amortization of capitalized drydock expenditures requires us to estimate the period of the next drydocking and useful life of drydock expenditures. While we typically drydock each vessel every five years and have a shipping society classification intermediate survey performed on our LNG and LPG carriers between the second and third year of the five-year drydocking period, we may drydock the vessels at an earlier date, with a shorter life resulting in an increase in the amortization.

Effect if Actual Results Differ from Assumptions. If we change our estimate of the next drydock date for a vessel, we will adjust our annual amortization of drydocking expenditures. Amortization expense of capitalized drydock expenditures for 2010, 2009 and 2008 were \$7.3 million, \$4.5 million and \$3.6 million. As at December 31, 2010 and 2009, our capitalized drydock expenditures were \$12.7 million and \$9.7 million, respectively. A one-year reduction in the estimated useful lives of capitalized drydock expenditures would result in an increase in our current annual amortization by approximately \$2.5 million.

Goodwill and Intangible Assets

Description. We allocate the cost of acquired companies, including acquisitions of equity accounted investments, to the identifiable tangible and intangible assets and liabilities acquired, with the remaining amount being classified as goodwill. Certain intangible assets, such as time-charter contracts, are being amortized over time. Our future operating performance will be affected by the amortization of intangible assets and potential impairment charges related to goodwill. Accordingly, the allocation of purchase price to intangible assets and goodwill may significantly affect our future operating results. Goodwill and indefinite lived assets are not amortized, but reviewed for impairment annually, or more frequently if impairment indicators arise. The process of evaluating the potential impairment of goodwill and intangible assets is highly subjective and requires significant judgment at many points during the analysis. A fair value approach is used to identify potential goodwill impairment and, when necessary, measure the amount of impairment. We use a discounted cash flow model to determine the fair value of reporting units, unless there is a readily determinable fair market value.

Judgments and Uncertainties. The allocation of the purchase price of acquired companies to intangible assets and goodwill requires management to make significant estimates and assumptions, including estimates of future cash flows expected to be generated by the acquired assets and the appropriate discount rate to value these cash flows. In addition, the process of evaluating the potential impairment of goodwill and intangible assets is highly subjective and requires significant judgment at many points during the analysis. The fair value of our reporting units was estimated based on discounted expected future cash flows using a weighted-average cost of capital rate. The estimates and assumptions regarding expected cash flows and the discount rate require considerable judgment and are based upon existing contracts, historical experience, financial forecasts and industry trends and conditions.

Effect if Actual Results Differ from Assumptions. Due to the decline in market conditions in 2008, we conducted an interim impairment review of our reporting units during 2008. The fair value of the reporting units was estimated using the expected present value of future cash flows. The fair value of the reporting units was then compared to its carrying values and it was determined that the fair value attributable our Conventional tanker reporting unit was less than its carrying value. As a result, a goodwill impairment loss of \$3.6 million was recognized in the Conventional tanker reporting unit during 2008.

At December 31, 2010, we had one reporting unit with goodwill attributable to it. As of the date of this filing, we do not believe that there is a reasonable possibility that the goodwill attributable to this reporting unit might be impaired within the next year. However, certain factors that impact this assessment are inherently difficult to forecast and as such we cannot provide any assurances that an impairment will or will not occur in the future. An assessment for impairment involves a number of assumptions and estimates that are based on factors that are beyond our control. These are discussed in more detail in the following section entitled "Forward-Looking Statements".

Amortization expense of intangible assets for each of the years 2010, 2009 and 2008 was \$9.1 million. If actual results are not consistent with our estimates used to value our intangible assets, we may be exposed to an impairment charge and a decrease in the annual amortization expense of our intangible assets.

Valuation of Derivative Instruments

Description. Our risk management policies permit the use of derivative financial instruments to manage interest rate risk. Changes in fair value of derivative financial instruments that are not designated as cash flow hedges for accounting purposes are recognized in earnings.

Judgments and Uncertainties. The fair value of our interest rate swap agreements is the estimated amount that we would receive or pay to terminate the agreements at the reporting date, taking into account current interest rates and the current credit worthiness of both us and the swap counterparties. The estimated amount is the present value of future cash flows. The process of determining credit worthiness is highly subjective and requires significant judgment at many points during the analysis. The fair value of our derivative instrument relating to the agreement between us and Teekay Corporation for the *Toledo Spirit* time-charter contract is the estimated amount that we would receive or pay to terminate the agreement at the reporting date. This amount is estimated using the present value of our projection of future spot market tanker rates, which has been derived from current spot market rates and long-term historical average rates.

Effect if Actual Results Differ from Assumptions. If our estimates of fair value are inaccurate, this could result in a material adjustment to the carrying amount of derivative asset or liability and consequently the change in fair value for the applicable period that would have been recognized in earnings. See Item 18 – Financial Statements: Note 12 – Derivative Instruments for the effects on the change in fair value of our derivative instruments on our consolidated statements of income (loss).

Taxes

Description. We record a valuation allowance to reduce our deferred tax assets to the amount that is more likely than not to be realized.

Judgments and Uncertainties. The future realization of deferred tax assets depends on the existence of sufficient taxable income of the appropriate character in either the carryback or carryforward period. This analysis requires, among other things, the use of estimates and projections in determining future reversals of temporary differences, forecasts of future profitability and evaluating potential tax-planning strategies.

Effect if Actual Results Differ from Assumptions. If we determined that we were able to realize a net deferred tax asset in the future, in excess of the net recorded amount, an adjustment to the deferred tax assets would typically increase our net income (or decrease our loss) in the period such determination was made. Likewise, if we determined that we were not able to realize all or a part of our deferred tax asset in the future, an adjustment to the deferred tax assets would typically decrease our net income (or increase our loss) in the period such determination was made. As at December 31, 2010, we had a valuation allowance of \$38.4 million (2009 - \$24.9 million).

Recent Accounting Pronouncements

In January 2010, we adopted an amendment to Financial Accounting Standards Board (or FASB) Accounting Standards Codification (or ASC) 810, *Consolidations*, that eliminates certain exceptions to consolidating qualifying special-purpose entities, contains new criteria for determining the primary beneficiary, and increases the frequency of required reassessments to determine whether a company is the primary beneficiary of a variable interest entity. This amendment also contains a new requirement that any term, transaction, or arrangement that does not have a substantive effect on an entity's status as a variable interest entity, a company's power over a variable interest entity, or a company's obligation to absorb losses or its right to receive benefits of an entity must be disregarded. The elimination of the qualifying special-purpose entity concept and its consolidation exceptions means more entities will be subject to consolidation assessments and reassessments. During February 2010, the scope of the revised standard was modified to indefinitely exclude certain entities from the requirement to be assessed for consolidation. The adoption of this amendment did not have an impact on our consolidated financial statements.

In July 2010, the FASB issued an amendment to FASB ASC 310, *Receivables*, that requires companies to provide more information in their disclosures about the credit quality of their financing receivables and the credit reserves held against them. Our adoption of this amendment has been included in our financial statement note disclosures. See Item 18: Note 1 – Summary of Significant Accounting Policies.

Accounting Pronouncements Not Yet Adopted

In September 2009, the FASB issued an amendment to FASB ASC 605, Revenue Recognition, that provides for a new methodology for establishing the fair value for a deliverable in a multiple-element arrangement. When vendor specific objective or third-party evidence for deliverables in a multiple-element arrangement cannot be determined, we will be required to develop a best estimate of the selling price of separate deliverables and to allocate the arrangement consideration using the relative selling price method. This amendment will be effective for us on January 1, 2011. It is expected that this amendment will not have an impact on our consolidated financial statements.

Item 6. Directors, Senior Management and Employees

Management of Teekay LNG Partners L.P.

Teekay GP L.L.C., our General Partner, manages our operations and activities. Unitholders are not entitled to elect the directors of our General Partner or directly or indirectly participate in our management or operation.

Our General Partner owes a fiduciary duty to our unitholders. Our General Partner is liable, as general partner, for all of our debts (to the extent not paid from our assets), except for indebtedness or other obligations that are expressly nonrecourse to it. Whenever possible, our General Partner intends to cause us to incur indebtedness or other obligations that are nonrecourse to it.

The directors of our General Partner oversee our operations. The day-to-day affairs of our business are managed by the officers of our General Partner and key employees of certain of our operating subsidiaries. Employees of certain subsidiaries of Teekay Corporation provide assistance to us and our operating subsidiaries pursuant to services agreements. Please read Item 7 – Major Unitholders and Certain Relationships and Related Party Transactions.

The Chief Executive Officer and Chief Financial Officer of our General Partner, Peter Evensen, allocates his time between managing our business and affairs and the business and affairs of Teekay Corporation and its subsidiaries Teekay Offshore (NYSE: TOO) Teekay Tankers Ltd. (NYSE: TNK) (or *Teekay Tankers*). Mr. Evensen is the Executive Vice President and Chief Strategy Officer of Teekay Corporation and effective April 1, 2011, he will assume the position of President and Chief Executive Officer of Teekay Corporation. He also holds the roles of Chief Executive Officer and Chief Financial Officer of Teekay Offshore's General Partner and the Executive Vice President of Teekay Tankers. The amount of time Mr. Evensen allocates between our business and the businesses of Teekay Corporation, Teekay Offshore and Teekay Tankers varies from time to time depending on various circumstances and needs of the businesses, such as the relative levels of strategic activities of the businesses. We believe Mr. Evensen devotes sufficient time to our business and affairs as is necessary for their proper conduct.

Officers of Teekay LNG Projects Ltd., a subsidiary of Teekay Corporation, allocate their time between providing strategic consulting and advisory services to certain of our operating subsidiaries and pursuing LNG and LPG project opportunities for Teekay Corporation, which projects, if awarded to Teekay Corporation, are offered to us pursuant to the non-competition provisions of the omnibus agreement. This agreement has previously been filed with the SEC. Please see Item 19 - Exhibits.

Officers of our General Partner and those individuals providing services to us or our subsidiaries may face a conflict regarding the allocation of their time between our business and the other business interests of Teekay Corporation or its affiliates. Our General Partner seeks to cause its officers to devote as much time to the management of our business and affairs as is necessary for the proper conduct of our business and affairs.

Directors, Executive Officers and Key Employees

The following table provides information about the directors and executive officers of our General Partner and a key employee of our operating subsidiary Teekay Shipping Spain SL. Directors are elected for one-year terms. The business address of each of our directors and executive officers listed below is c/o 4th Floor, Belvedere Building, 69 Pitts Bay Road, Hamilton, HM 08, Bermuda. The business address of our key employee of Teekay Shipping Spain SL. is Musgo Street 5—28023, Madrid, Spain. Ages of the directors are as of December 31, 2010.

<u>Name</u>	<u>Age</u>	<u>Position</u>
C. Sean Day	61	Chairman
Bjorn Moller	53	Vice Chairman and Director until April 1, 2011 ⁽¹⁾
Peter Evensen	52	Chief Executive Officer, Chief Financial Officer and Director
Robert E. Boyd	72	Director ⁽²⁾⁽³⁾
Kenneth Hvid	42	Director ⁽⁴⁾
Ida Jane Hinkley	60	Director ⁽²⁾
Ihab J.M. Massoud	43	Director ⁽³⁾
George Watson	63	Director ⁽²⁾⁽³⁾
Andres Luna	54	Managing Director, Teekay Shipping Spain SL

(1) Mr. Moller served as Vice Chairman and Director of Teekay LNG Partners L.P. for the period covered by this report.

(2) Member of Audit Committee and Conflicts Committee.

(3) Member of Corporate Governance Committee.

(4) Effective April 1, 2011.

Certain biographical information about each of these individuals is set forth below:

C. Sean Day has served as Chairman of Teekay GP L.L.C. since it was formed in November 2004. Mr. Day has also served as Chairman of the Board for Teekay Corporation since September 1999, Teekay Offshore GP L.L.C. since it was formed in August 2006, and Teekay Tankers Ltd. since it was formed in October 2007. From 1989 to 1999, he was President and Chief Executive Officer of Navios Corporation, a large bulk shipping company based in Stamford, Connecticut. Prior to this, Mr. Day held a number of senior management positions in the shipping and finance industry. He is currently serving as a Director of Kirby Corporation and Chairman of Compass Diversified Holdings. Mr. Day is engaged as a consultant to Kattegat Limited, the parent company of Teekay's largest shareholder, to oversee its investments, including that in the Teekay group of companies.

Bjorn Moller served as the Vice Chairman and Director of Teekay GP L.L.C. since it was formed in November 2004 until April 1, 2011. Mr. Moller served as the President and Chief Executive Officer of Teekay Corporation from April 1998 until April 1, 2011. He also served as Vice Chairman and Director of Teekay Offshore GP L.L.C., formed in August 2006, and Chief Executive Officer and Director of Teekay Tankers Ltd., formed in October 2007, in each case until he resigned on April 1, 2011. Mr. Moller has over 25 years experience in the shipping industry, and has served as Chairman of the International Tanker Owners Pollution Federation since 2006 and on the Board of American Petroleum Institute since 2000. He has held senior management positions with Teekay for more than 15 years, and has led Teekay Corporation's overall operations since January 1997, following his promotion to the position of Chief Operating Officer. Prior to this, Mr. Moller headed Teekay Corporation's global chartering operations and business development activities.

Peter Evensen has served as Chief Executive Officer and Chief Financial Officer of Teekay GP L.L.C. since it was formed in November 2004 and as a Director since January 2005. He has also served as Chief Executive Officer, Chief Financial Officer and a Director of Teekay Offshore GP L.L.C., formed in August 2006, respectively. In September 2010, Mr. Evensen was appointed Chief Executive Officer elect and effective April 1, 2011, he will assume the position of President and Chief Executive Officer of Teekay Corporation, and he was appointed Executive Vice President and a Director of Teekay Tankers Ltd., formed in October 2007. He joined Teekay Corporation in May 2003 as Senior Vice President, Treasurer and Chief Financial Officer. He was appointed to his current positions with Teekay Corporation in February 2004. Mr. Evensen has over 20 years experience in banking and shipping finance. Prior to joining Teekay Corporation, Mr. Evensen was Managing Director and Head of Global Shipping at J.P. Morgan Securities Inc., and worked in other senior positions for its predecessor firms. His international industry experience includes positions in New York, London and Oslo.

Robert E. Boyd has served as a Director of Teekay GP L.L.C. since January 2005. From May 1999 until his retirement in March 2004, Mr. Boyd was employed as the Senior Vice President and Chief Financial Officer of Teknion Corporation, a company engaged in the design, manufacture and marketing of office systems and office furniture products. From 1991 to 1999, Mr. Boyd was employed by The Oshawa Group Limited, a company engaged in the wholesale and retail distribution of food products and real estate activities, where his positions included Executive Vice President-Financial and Chief Financial Officer. Prior to 1991, Mr. Boyd held senior financial positions with several major companies, including Gulf Oil Corporation.

Kenneth Hvid became a director of Teekay GP L.L.C. on April 1, 2011. He joined Teekay Corporation in October 2000 and was responsible for leading its global procurement activities until he was promoted in 2004 to Senior Vice President, Teekay Gas Services. During this time, Mr. Hvid was involved in leading Teekay Corporation through its entry and growth in the LNG business. He held this position until the beginning of 2006, when he was appointed President of the Teekay Navion Shuttle Tankers and Offshore division of Teekay Corporation. In this role, he is responsible for Teekay Corporation's global shuttle tanker business as well as initiatives in the floating storage and offtake business and related offshore activities. Mr. Hvid has 18 years of global shipping experience, 12 of which were spent with A.P. Moller in Copenhagen, San Francisco and Hong Kong. Mr. Hvid was appointed to Chief Strategy Officer and Executive Vice President of Teekay Corporation effective April 2011.

Ida Jane Hinkley has served as a Director of Teekay GP L.L.C. since January 2005. From 1998 to 2001, she served as Managing Director of Navion Shipping AS, a shipping company at that time affiliated with the Norwegian state-owned oil company Statoil ASA (and subsequently acquired by Teekay Corporation's in 2003). From 1980 to 1997, Ms. Hinkley was employed by the Gotaas-Larsen Shipping Corporation, an international provider of marine transportation services for crude oil and gas (including LNG), serving as its Chief Financial Officer from 1988 to 1992 and its Managing Director from 1993 to 1997. She currently serves as a non executive director on the Board of Premier Oil plc, a London Stock Exchange listed oil exploration and production company. From 2007 to 2008 she served as a non executive director on the Board of Revus Energy ASA, a Norwegian listed oil company.

I. Joseph Massoud has served as a Director of Teekay GP L.L.C. since January 2005. Mr. Massoud is also Managing Member of Compass Group Management L.L.C., a position he has held since 1998. Since 2006, he has also served as Chief Executive Officer of Compass Diversified Holdings (CODI), a NYSE-listed company based in Westport, Connecticut. Prior to 1998, Mr. Massoud was employed by Petroleum Heat and Power, Inc., Colony Capital, Inc., and McKinsey & Company.

George Watson has served as a Director of Teekay GP L.L.C. since January 2005. He currently serves as Executive Chairman of Critical Control Solutions Inc. (formerly WNS Emergent), a provider of information control applications for the energy sector. He held the position of CEO of Critical Control from 2002 to 2007. From February 2000 to July 2002, he served as Executive Chairman at VerticalBuilder.com Inc. Mr. Watson served as President and Chief Executive Officer of TransCanada Pipelines Ltd. from 1993 to 1999 and as its Chief Financial Officer from 1990 to 1993.

Andres Luna has served as the Managing Director of Teekay Shipping Spain SL since April 2004. Mr. Luna joined Alta Shipping, S.A., a former affiliate company of Naviera F. Tapias S.A., in September 1992 and served as its General Manager until he was appointed Commercial General Manager of Naviera F. Tapias S.A. in December 1999. He also served as Chief Executive Officer of Naviera F. Tapias S.A. from July 2000 until its acquisition by Teekay Corporation in April 2004, when it was renamed Teekay Shipping Spain. Mr. Luna's responsibilities with Teekay Spain have included business development, newbuilding contracting, project management, development of its LNG business and the renewal of its tanker fleet. He has been in the shipping business since his graduation as a naval architect from Madrid University in 1981.

Reimbursement of Expenses of Our General Partner

Our General Partner does not receive any management fee or other compensation for managing us. Our General Partner and its other affiliates are reimbursed for expenses incurred on our behalf. These expenses include all expenses necessary or appropriate for the conduct of our business and allocable to us, as determined by our General Partner. During 2010, these expenses were comprised of a portion of compensation earned by the

Chief Executive Officer and Chief Financial Officer of our General Partner, directors' fees and travel expenses, as discussed below. Please read Item 18 – Financial Statements: Note 11(b) – Related Party Transactions.

Annual Executive Compensation

Because the Chief Executive Officer and Chief Financial Officer of our General Partner, Peter Evensen, is an employee of Teekay Corporation, his compensation (other than any awards under the long-term incentive plan described below) is set and paid by Teekay Corporation, and we reimburse Teekay Corporation for time he spends on partnership matters. Please read Item 7 - Major Unitholders and Certain Relationships and Related Party Transactions.

The Corporate Governance Committee of the board of directors of our General Partner establishes the compensation for certain key employees of our operating subsidiary Teekay Spain. Officers and employees of our General Partner or its affiliates may participate in employee benefit plans and arrangements sponsored by Teekay Corporation, including plans that may be established in the future.

The aggregate amount of (a) reimbursement we made to Teekay Corporation for time our Chief Executive Officer and Chief Financial Officer spent on our partnership matters and (b) compensation earned by the one key employee of Teekay Shipping Spain SL listed above (collectively, the *Officers*) for 2010 was \$2.9 million. This amount includes base salary (\$0.9 million), annual bonus (\$0.7 million) and pension and other benefits (\$1.3 million). These amounts were paid primarily in Canadian Dollars or in Euros, but are reported here in U.S. Dollars using an exchange rate of 1.03 Canadian Dollars for each U.S. Dollar and 0.75 Euro for each U.S. Dollar, the exchange rates on December 31, 2010. Teekay Corporation's annual bonus plan, in which each of the officers participates, considers both company performance, through comparison to established targets and financial performance of peer companies, and individual performance.

Compensation of Directors

Officers of our General Partner or Teekay Corporation who also serve as directors of our General Partner do not receive additional compensation for their service as directors. Effective January 1, 2011, each non-management director received compensation for attending meetings of the Board of Directors, as well as committee meetings. Non-management directors receive a director fee of \$50,000 (2010 - \$40,000) for the year and common units with a value of approximately \$50,000 (2010 - \$30,000) for the year. The Chairman of the Board of Directors receives an annual fee of \$85,000 (2010 - \$65,000). Members of the Audit Committee and the Conflicts Committees each receive a committee fee of \$5,000 for the year and the chairs of the Audit Committee and Conflicts Committee receive an additional fee of \$10,000 (2010 - \$5,000). The Governance chairman receives an additional fee of \$5,000 for serving in that role. In addition, each director is reimbursed for out-of-pocket expenses in connection with attending meetings of the board of directors or committees. Each director is fully indemnified by us for actions associated with being a director to the extent permitted under Marshall Islands law.

During 2010, the board of directors of the General Partner authorized the award by us of 1,007 common units to each of the four non-employee directors with a value of approximately \$30,000 for each award. The Chairman was awarded 2,181 common units with a value of approximately \$65,000. These common units were purchased by us in the open market in May 2010 and were fully vested upon grant. During 2009 and 2008, we awarded 1,644 and 1,049 common units, respectively, as compensation to each of the four non-employee directors. The awards were fully vested in September 2009 and April 2008, respectively. The compensation to the non-employee directors are included in general and administrative expenses on the consolidated statements of income (loss).

2005 Long-Term Incentive Plan

Our General Partner adopted the Teekay LNG Partners L.P. 2005 Long-Term Incentive Plan for employees and directors of and consultants to our General Partner and employees and directors of and consultants to its affiliates, who perform services for us. The plan provides for the award of restricted units, phantom units, unit options, unit appreciation rights and other unit or cash-based awards. Other than the previously mentioned 6,209 common units awarded to our General Partner's directors, we did not make any awards in 2010 under the 2005 long-term incentive plan.

Board Practices

Teekay GP L.L.C., our General Partner, manages our operations and activities. Unitholders are not entitled to elect the directors of our General Partner or directly or indirectly participate in our management or operation.

Our General Partner's board of directors (or *the Board*) currently consists of seven members. Directors are appointed to serve until their successors are appointed or until they resign or are removed.

There are no service contracts between us and any of our directors providing for benefits upon termination of their employment or service.

The Board has the following three committees: Audit Committee, Conflicts Committee, and Corporate Governance Committee. The membership of these committees and the function of each of the committees are described below. Each of the committees is currently comprised of independent members and operates under a written charter adopted by the Board. The committee charters for the Audit Committee, the Conflicts Committee and the Corporate Governance Committee are available under "Other Information - Partnership Governance" in the Investor Centre of our web site at www.teekaylng.com. During 2010, the Board held six meetings. Each director attended all Board meetings, except for one Board meeting where one director was absent. Each committee member attended all applicable committee meetings, except for two audit committee meetings where one committee member was absent at each meeting.

Audit Committee. The Audit Committee of our General Partner is composed of three or more directors, each of whom must meet the independence standards of the NYSE and the SEC. This committee is currently comprised of directors Robert E. Boyd (Chair), Ida Jane Hinkley and George Watson. All members of the committee are financially literate and the Board has determined that Mr. Boyd qualifies as an audit committee financial expert.

The Audit Committee assists the Board in fulfilling its responsibilities for general oversight of:

- the integrity of our financial statements;
- our compliance with legal and regulatory requirements;
- the independent auditors' qualifications and independence; and
- the performance of our internal audit function and independent auditors.

Conflicts Committee. The Conflicts Committee of our General Partner is composed of the same directors constituting the Audit Committee, being George Watson (Chair), Robert E. Boyd and Ida Jane Hinkley. The members of the Conflicts Committee may not be officers or employees of our General Partner or directors, officers or employees of its affiliates, and must meet the heightened NYSE and SEC director independence standards applicable to audit committee membership and certain other requirements.

The Conflicts Committee:

- reviews specific matters that the Board believes may involve conflicts of interest; and
- determines if the resolution of the conflict of interest is fair and reasonable to us.

Any matters approved by the Conflicts Committee will be conclusively deemed to be fair and reasonable to us, approved by all of our partners, and not a breach by our General Partner of any duties it may owe us or our unitholders. The Board is not obligated to seek approval of the Conflicts Committee on any matter, and may determine the resolution of any conflict of interest itself.

Corporate Governance Committee. The Corporate Governance Committee of our General Partner is composed of at least two directors, a majority of whom must meet the director independence standards established by the NYSE. This committee is currently comprised of directors Ihab J.M. Massoud (Chair), Robert E. Boyd and George Watson.

The Corporate Governance Committee:

- oversees the operation and effectiveness of the Board and its corporate governance;
- develops and recommends to the Board corporate governance principles and policies applicable to us and our General Partner and monitors compliance with these principles and policies and recommends to the Board appropriate changes; and
- oversees director compensation and the long-term incentive plan described above.

Crewing and Staff

As of February 1, 2011, approximately 990 seagoing staff served on our vessels and approximately 22 staff served on shore in technical, commercial and administrative roles in various countries. Certain subsidiaries of Teekay Corporation employ the crews, who serve on the vessels pursuant to agreements with the subsidiaries, and Teekay Corporation subsidiaries also provide on-shore advisory, operational and administrative support to our operating subsidiaries pursuant to service agreements. Please read Item 7 – Major Unitholders and Certain Relationships and Related Party Transactions.

We regard attracting and retaining motivated seagoing personnel as a top priority. Like Teekay Corporation, we offer our seafarers competitive employment packages and comprehensive benefits and opportunities for personal and career development, which relates to a philosophy of promoting internally.

Teekay Corporation has entered into a Collective Bargaining Agreement with the Philippine Seafarers' Union, an affiliate of the International Transport Workers' Federation (or *ITF*), and a Special Agreement with ITF London, which cover substantially all of the officers and seamen that operate our Bahamian-flagged vessels. Our Spanish officers and seamen for our Spanish-flagged vessels are covered by two different collective bargaining agreements (one for Suezmax tankers and one for LNG carriers) with Spain's Union General de Trabajadores and Comisiones Obreras, and the Filipino crewmembers employed on our Spanish-flagged LNG and Suezmax tankers are covered by the Collective Bargaining Agreement with the Philippine Seafarer's Union. We believe Teekay Corporation's and our relationships with these labor unions are good.

Our commitment to training is fundamental to the development of the highest caliber of seafarers for our marine operations. Teekay Corporation has agreed to allow our personnel to participate in its training programs. Teekay Corporation's cadet training approach is designed to balance academic learning with hands-on training at sea. Teekay Corporation has relationships with training institutions in Canada, Croatia, India, Latvia, Norway, Philippines, Turkey and the United Kingdom. After receiving formal instruction at one of these institutions, our cadets' training continues on board on one of our vessels. Teekay Corporation also has a career development plan that we follow, which was designed to ensure a continuous flow of qualified officers who are trained on its vessels and familiarized with its operational standards, systems and policies. We believe that high-quality crewing and training policies will play an increasingly important role in distinguishing larger independent shipping companies that have in-house or affiliate capabilities from smaller companies that must rely on outside ship managers and crewing agents on the basis of customer service and safety.

Unit Ownership

The following table sets forth certain information regarding beneficial ownership, as of March 1, 2011, of our units by all directors and officers of our General Partner and key employees of Teekay Spain as a group. The information is not necessarily indicative of beneficial ownership for any other purpose. Under SEC rules a person or entity beneficially owns any units that the person has the right to acquire as of April 30, 2011 (60 days after March 1, 2011) through the exercise of any unit option or other right. Unless otherwise indicated, each person has sole voting and investment power

(or shares such powers with his or her spouse) with respect to the units set forth in the following table. Information for all persons listed below is based on information delivered to us.

<u>Identity of Person or Group</u>	<u>Common Units Owned</u>	<u>Percentage of Common Units Owned</u> ⁽³⁾
All executive officers, key employees and directors as a group (8 persons) ⁽¹⁾⁽²⁾	213,086	0.39%

(1) Excludes units owned by Teekay Corporation, which controls us and on the board of which serve the following directors of our General Partner, C. Sean Day and Bjorn Moller. In addition, Mr. Moller was the President and Chief Executive Officer of Teekay Corporation until April 1, 2011. He remains a director of Teekay Corporation. In September 2010, Peter Evensen was appointed Chief Executive Officer elect of Teekay Corporation and on April 1, 2011, he assumed the position of President and Chief Executive Officer of Teekay Corporation and became a director of Teekay Corporation. Please read Item 7 – Major Unitholders for more detail. Also excludes any units owned by Kenneth Hvid as he was appointed director of Teekay GP L.L.C. on April 1, 2011.

(2) Each director, executive officer and key employee beneficially owns less than one percent of the outstanding common and subordinated units.

(3) Excludes the 2% general partner interest held by our General Partner, a wholly owned subsidiary of Teekay Corporation.

Item 7. Major Unitholders and Related Party Transactions

Major Unitholders

The following table sets forth information regarding beneficial ownership, as of December 31, 2010, of our common units by each person we know to beneficially own more than 5% of the outstanding common units. The number of units beneficially owned by each person is determined under SEC rules and the information is not necessarily indicative of beneficial ownership for any other purpose. Under SEC rules a person beneficially owns any units as to which the person has or shares voting or investment power. In addition, a person beneficially owns any units that the person or entity has the right to acquire as of March 1, 2011 (60 days after December 31, 2010) through the exercise of any unit option or other right. Unless otherwise indicated, each unitholder listed below has sole voting and investment power with respect to the units set forth in the following table.

<u>Identity of Person or Group</u>	<u>Common Units Owned</u>	<u>Percentage of Common Units Owned</u> ⁽¹⁾
Teekay Corporation ⁽¹⁾	25,208,274	45.7%
Neuberger Berman, Inc. and Neuberger Berman, L.L.C., as a group ⁽²⁾	3,659,121	6.6%

(1) Excludes the 2% general partner interest held by our General Partner, a wholly owned subsidiary of Teekay Corporation.

(2) Neuberger Berman, L.L.C. and Neuberger Berman Management Inc. serve as sub-advisor and investment manager, respectively, of Neuberger Berman Inc's mutual funds. This information is based on the Schedule 13G/A filed by this group with the SEC on February 14, 2011.

Our majority unitholder has the same voting rights as our other unitholders. We are controlled by Teekay Corporation. We are not aware of any arrangements, the operation of which may at a subsequent date result in a change in control of us.

Related Party Transactions

- a) We have entered into an amended and restated omnibus agreement with Teekay Corporation, our General Partner, our operating company, Teekay LNG Operating L.L.C., Teekay Offshore and related parties. The following discussion describes certain provisions of the omnibus agreement.

Noncompetition. Under the omnibus agreement, Teekay Corporation and Teekay Offshore have agreed, and have caused their controlled affiliates (other than us) to agree, not to own, operate or charter LNG carriers. This restriction does not prevent Teekay Corporation, Teekay Offshore or any of their controlled affiliates (other than us) from, among other things:

- acquiring LNG carriers and related time-charters as part of a business and operating or chartering those vessels if a majority of the value of the total assets or business acquired is not attributable to the LNG carriers and related time-charters, as determined in good faith by the board of directors of Teekay Corporation or the conflict committee of the board of directors of Teekay Offshore's General Partner; however, if at any time Teekay Corporation or Teekay Offshore completes such an acquisition, it must offer to sell the LNG carriers and related time-charters to us for their fair market value plus any additional tax or other similar costs to Teekay Corporation or Teekay Offshore that would be required to transfer the LNG carriers and time-charters to us separately from the acquired business;
- owning, operating or chartering LNG carriers that relate to a bid or award for a proposed LNG project that Teekay Corporation or any of its subsidiaries has submitted or hereafter submits or receives; however, at least 180 days prior to the scheduled delivery date of

any such LNG carrier, Teekay Corporation must offer to sell the LNG carrier and related time-charter to us, with the vessel valued at its "fully-built-up cost," which represents the aggregate expenditures incurred (or to be incurred prior to delivery to us) by Teekay Corporation to acquire or construct and bring such LNG carrier to the condition and location necessary for our intended use, plus a reasonable allocation of overhead costs related to the development of such project and other projects that would have been subject to the offer rights set forth in the omnibus agreement but were not completed; or

- acquiring, operating or chartering LNG carriers if our General Partner has previously advised Teekay Corporation or Teekay Offshore that the board of directors of our General Partner has elected, with the approval of its conflicts committee, not to cause us or our subsidiaries to acquire or operate the carriers.

In addition, under the omnibus agreement we have agreed not to own, operate or charter crude oil tankers or the following "offshore vessels" – dynamically positioned shuttle tankers, floating storage and off-take units or floating production, storage and off-loading units, in each case that are subject to contracts with a remaining duration of at least three years, excluding extension options. This restriction does not apply to any of the Suezmax tankers in our current fleet, and the ownership, operation or chartering of any oil tankers that replace any of those oil tankers in connection with certain events. In addition, the restriction does not prevent us from, among other things:

- acquiring oil tankers or offshore vessels and any related time-charters or contracts of affreightment as part of a business and operating or chartering those vessels, if a majority of the value of the total assets or business acquired is not attributable to the oil tankers and offshore vessels and any related charters or contracts of affreightment, as determined by the conflicts committee of our General Partner's board of directors; however, if at any time we complete such an acquisition, we are required to promptly offer to sell to Teekay Corporation the oil tankers and time-charters or to Teekay Offshore the offshore vessels and time-charters or contracts of affreightment for fair market value plus any additional tax or other similar costs to us that would be required to transfer the vessels and contracts to Teekay Corporation or Teekay Offshore separately from the acquired business; or
- acquiring, operating or chartering oil tankers or offshore vessels if Teekay Corporation or Teekay Offshore, respectively, has previously advised our General Partner that it has elected not to acquire or operate those vessels.

Rights of First Offer on Suezmax Tankers, LNG Carriers and Offshore Vessels. Under the omnibus agreement, we have granted to Teekay Corporation and Teekay Offshore a 30-day right of first offer on any proposed (a) sale, transfer or other disposition of any of our Suezmax tankers, in the case of Teekay Corporation, or certain offshore vessels in the case of Teekay Offshore, or (b) re-chartering of any of our Suezmax tankers or offshore vessels pursuant to a time-charter or contract of affreightment with a term of at least three years if the existing charter expires or is terminated early. Likewise, each of Teekay Corporation and Teekay Offshore has granted a similar right of first offer to us for any LNG carriers it might own. These rights of first offer do not apply to certain transactions.

- b) We and certain of our subsidiaries have entered into services agreements with subsidiaries of Teekay Corporation pursuant to which the Teekay Corporation subsidiaries have agreed to provide (a) certain non-strategic administrative services to us, (b) crew training, (c) advisory, technical and administrative services that supplement existing capabilities of the employees of our operating subsidiaries and (d) strategic consulting and advisory services to our operating subsidiaries relating to our business, unless the provision of those services would materially interfere with Teekay Corporation's operations. These services are to be provided in a commercially reasonable manner and upon the reasonable request of our General Partner or our operating subsidiaries, as applicable. The Teekay Corporation subsidiaries that are parties to the services agreements may provide these services directly or may subcontract for certain of these services with other entities, including other Teekay Corporation subsidiaries. We pay a reasonable, arm's-length fee for the services that include reimbursement of the reasonable cost of any direct and indirect expenses the Teekay Corporation subsidiaries incur in providing these services. During 2010, 2009 and 2008 we incurred \$14.9 million, \$11.4 million and \$9.4 million of costs under these agreements. In addition, as a component of the services agreement, subsidiaries of Teekay Corporation provide us with all usual and customary crew management services in respect of our vessels. During 2010, 2009 and 2008, we incurred \$30.5 million, \$27.4 million and \$20.1 million respectively, for crewing and manning costs.

On March 31, 2009, a subsidiary of Teekay Corporation paid \$3.0 million to us for the right to provide certain ship management services to certain of our vessels. This amount is deferred and amortized on a straight-line basis until 2012 and is included as part of general and administrative expense in our consolidated statements of income (loss).

During the years ended December 31, 2010, 2009 and 2008, \$0.7 million, \$1.6 million and \$0.5 million, respectively, of general and administrative expenses attributable to the operations of the Centrofin Suezmaxes, *Alexander Spirit* and the Kenai LNG Carriers were incurred by Teekay Corporation and have been allocated to us as part of the results of the Dropdown Predecessor.

During the years ended December 31, 2010, 2009 and 2008, \$0.3 million, \$0.4 million and \$3.1 million, respectively, of interest expense attributable to the operations of *the Alexander Spirit* and the Kenai LNG Carriers was incurred by Teekay Corporation and has been allocated to us as part of the results of the Dropdown Predecessor.

- c) We had entered into an agreement with Teekay Corporation pursuant to which Teekay Corporation provided us with off-hire insurance for certain of its LNG carriers. During the years ended December 31, 2010, 2009 and 2008, we incurred nil, \$0.5 million and \$1.5 million respectively of these costs. We did not renew this off-hire insurance with Teekay Corporation, which expired during the second quarter of 2009. We currently obtain third-party off-hire insurance for certain of its LNG carriers and self-insure the remaining vessels in our fleet.
- d) On August 10, 2009 we purchased 99% of Teekay Corporation's 70% interest in the Teekay Tangguh Joint Venture for a purchase price (net of assumed debt) of \$69.1 million. For more information, please read Item 18 – Financial Statements: Note 11(e) – Related Party Transactions.
- e) On May 6, 2008, we purchased Teekay Corporation's 100% interest in Teekay Nakilat (III), which in turn owns 40% of the RasGas 3 Joint Venture, for a purchase price (net of assumed debt) of \$110.2 million. For more information, please read Item 18 – Financial Statements: Note 11(f) – Related Party Transactions.

- j) In April 2008, we acquired the two Kenai LNG Carriers from Teekay Corporation for \$230.0 million. We chartered the vessels back to Teekay Corporation at a fixed-rate for a period of ten years (plus options exercisable by Teekay Corporation to extend up to an additional 15 years). During the years ended December 31, 2010, 2009 and 2008, we recognized revenues of \$36.5 million, \$38.9 million and \$29.6 million, respectively, from these charters.
- k) As at December 31, 2010 and 2009, non-interest bearing advances to affiliates totaled \$6.1 million and \$20.7 million, respectively, and non-interest bearing advances from affiliates totaled \$133.3 million and \$104.3 million, respectively. These advances are unsecured and have no fixed repayment terms, however, we expect these amount to be repaid within the next fiscal year.
- l) On July 28, 2008, Skaugen Multigas Subsidiaries signed contracts for the purchase of two technically advanced 12,000-cubic meter newbuilding Multigas vessels from subsidiaries of Skaugen and we agreed to acquire the Skaugen Multigas Subsidiaries from Teekay Corporation upon delivery. The vessels are scheduled to deliver in 2011 for a total cost of approximately \$106 million. Each vessel is scheduled to commence service under 15-year fixed-rate charters to Skaugen.
- m) Our Suezmax tanker, the *Toledo Spirit*, which delivered in July 2005, operates pursuant to a time-charter contract that increases or decreases the fixed rate established in the charter, depending on the spot charter rates that we would have earned had we traded the vessel in the spot tanker market. We entered into an agreement with Teekay Corporation such that Teekay Corporation pays us any amounts payable to the charter party as a result of spot rates being below the fixed rate, and we pay Teekay Corporation any amounts payable to us as a result of spot rates being in excess of the fixed rate. During 2010, 2009 and 2008, we incurred \$1.9 million, \$0.9 million and \$8.6 million, respectively, of amounts owing to Teekay Corporation as a result of this agreement.
- n) C. Sean Day is the Chairman of our General Partner, Teekay GP L.L.C. He also is the Chairman of Teekay Corporation, Teekay Offshore GP L.L.C. (the General Partner of Teekay Offshore Partners L.P., a publicly held partnership controlled by Teekay Corporation) and Teekay Tankers Ltd. (a publicly held corporation controlled by Teekay Corporation).

Bjorn Moller was the Vice Chairman of Teekay GP L.L.C. and Teekay Offshore GP L.L.C. until April 1, 2011. He also was the President and Chief Executive Officer of Teekay Corporation as well as the Chief Executive Officer of Teekay Tankers Ltd. until April 1, 2011. He remains a director of Teekay Corporation and Teekay Tankers Ltd. Peter Evensen is the Chief Executive Officer and Chief Financial Officer and a director of Teekay GP L.L.C. and Teekay Offshore GP L.L.C. In September 2010, Mr. Evensen was appointed Chief Executive Officer elect of Teekay Corporation and on April 1, 2011, he assumed the position of President and Chief Executive Officer of Teekay Corporation and became a director of Teekay Corporation. Mr. Evensen is also a director of Teekay Tankers Ltd. and was the Executive Vice President of Teekay Tankers Ltd. until April 1, 2011.

Effective April 1, 2011, Kenneth Hvid was appointed director of Teekay GP L.L.C. and Teekay Offshore GP L.L.C. Mr. Hvid was also appointed to Executive Vice President and Chief Strategy Officer of Teekay Corporation effective April 1, 2011.

Because Mr. Evensen is an employee of Teekay Corporation or another of its subsidiaries, his compensation (other than any awards under our long-term incentive plan) is set and paid by Teekay Corporation or such other applicable subsidiary. Pursuant to our partnership agreement, we have agreed to reimburse Teekay Corporation or its applicable subsidiary for time spent by Mr. Evensen on our management matters as our Chief Executive Officer and Chief Financial Officer.

- o) In December 2007, a consortium in which Teekay Corporation has a 33% ownership interest was awarded a contract to charter four newbuilding 160,400-cubic meter LNG carriers for a period of 20 years to the Angola LNG Project, which is being developed by subsidiaries of Chevron Corporation, Sociedade Nacional de Combustiveis de Angola EP, BP Plc, Total S.A., and Eni SpA. The vessels will be chartered at fixed rates, with inflation adjustments, commencing in 2011 and 2012. The remaining members of the consortium are Mitsui & Co., Ltd. and NYK Bulkship (Europe) which hold 34% and 33% ownership interests in the consortium, respectively. In March 2011, we agreed to acquire from Teekay Corporation its 33% ownership interest in these vessels and related charter contracts for an equity purchase price of approximately \$73 million, net of assumed debt. The purchase price is subject to adjustment based on actual costs incurred at time of delivery.
- p) In June and November 2009, in conjunction with the acquisition of the two Skaugen LPG Carriers, Teekay Corporation novated interest rate swaps, each with a notional amount of \$30.0 million, to us for no consideration. During the year ended 2010, we agreed to acquire an interest rate swap, with a notional amount of \$30.0 million, relating to the third Skaugen LPG Carrier from Teekay Corporation for no consideration and we accounted for this swap during the year. The actual acquisition of this interest rate swap is concurrent with the delivery of the third Skaugen LPG Carrier. These transactions were concluded between related parties and thus the interest rate swaps were recorded at their carrying values which were equal to their fair values. The excess of the liabilities assumed over the consideration paid amounting to \$1.6 million, \$3.2 million and \$1.5 million, respectively, were charged to equity.
- q) In November 2009, we sold 1% of our interest in the Kenai LNG Carriers to our General Partner for approximately \$2.3 million in order to structure this project in a tax efficient manner for us.
- r) On March 17, 2010, we acquired from Teekay Corporation two 2009-built Suezmax tankers, the *Bermuda Spirit* and the *Hamilton Spirit*, and a 2007-built Handymax Product tanker, the *Alexander Spirit*, and the associated long-term fixed-rate time-charter contracts for a total cost of \$160 million. For more information, please read Item 18 – Financial Statement: Note 11(I) – Related Party Transactions.

Item 8. Financial Information

Consolidated Financial Statements and Other Financial Information

Consolidated Financial Statements and Notes

Please see Item 18 – Financial Statements below for additional information required to be disclosed under this Item.

Legal Proceedings

From time to time we have been, and expect to continue to be, subject to legal proceedings and claims in the ordinary course of our business, principally personal injury and property casualty claims. These claims, even if lacking merit, could result in the expenditure of significant financial and managerial resources. We are not aware of any legal proceedings or claims that we believe will have, individually or in the aggregate, a material adverse effect on us.

Cash Distribution Policy

Rationale for Our Cash Distribution Policy

Our partnership agreement requires us to distribute all of our available cash (as defined in our partnership agreement) within approximately 45 days after the end of each quarter. This cash distribution policy reflects a basic judgment that our unitholders are better served by our distributing our cash available after expenses and reserves rather than our retaining it. Because we believe we will generally finance any capital investments from external financing sources, we believe that our investors are best served by our distributing all of our available cash.

Limitations on Cash Distributions and Our Ability to Change Our Cash Distribution Policy

There is no guarantee that unitholders will receive quarterly distributions from us. Our distribution policy is subject to certain restrictions and may be changed at any time, including:

- Our distribution policy is subject to restrictions on distributions under our credit agreements. Specifically, our credit agreements contain material financial tests and covenants that we must satisfy. Should we be unable to satisfy these restrictions under our credit agreements, we would be prohibited from making cash distributions to unitholders notwithstanding our stated cash distribution policy.
- The board of directors of our General Partner has the authority to establish reserves for the prudent conduct of our business and for future cash distributions to our unitholders, and the establishment of those reserves could result in a reduction in cash distributions to unitholders from levels we anticipate pursuant to our stated distribution policy.
- Even if our cash distribution policy is not modified or revoked, the amount of distributions we pay under our cash distribution policy and the decision to make any distribution is determined by our General Partner, taking into consideration the terms of our partnership agreement.
- Under Section 51 of the Marshall Islands Limited Partnership Act, we may not make a distribution to unitholders if the distribution would cause our liabilities to exceed the fair value of our assets.
- We may lack sufficient cash to pay distributions to our unitholders due to increases in our general and administrative expenses, principal and interest payments on our outstanding debt, tax expenses, the issuance of additional units (which would require the payment of distributions on those units), working capital requirements and anticipated cash needs.
- While our partnership agreement requires us to distribute all of our available cash, our partnership agreement, including provisions requiring us to make cash distributions, may be amended. Our partnership agreement can be amended with the approval of a majority of the outstanding common units, voting as a class (including common units held by affiliates of our General Partner).

Minimum Quarterly Distribution

Common unitholders are entitled under our partnership agreement to receive a minimum quarterly distribution of \$0.4125 per unit, or \$1.65 per year, prior to any distribution on our subordinated units to the extent we have sufficient cash from our operations after establishment of cash reserves and payment of fees and expenses, including payments to our General Partner. Our General Partner has the authority to determine the amount of our available cash for any quarter. This determination must be made in good faith. There is no guarantee that we will pay the minimum quarterly distribution on the common units in any quarter, and we will be prohibited from making any distributions to unitholders if it would cause an event of default, or an event of default is existing, under our credit agreements.

Our cash distributions were \$0.53 per unit in the first quarter of 2008. Our distributions were increased to \$0.55 per unit effective the second quarter of 2008, then to \$0.57 per unit effective for the third quarter of 2008, which was maintained throughout 2009, then increased to \$0.60 per unit effective for the first quarter of 2010 which was maintained throughout 2010 and further increased to \$0.63 per unit in the first quarter of 2011.

Subordination Period

During the subordination period, applicable to the subordinated units held by Teekay Corporation, the common units had the right to receive distributions of available cash from operating surplus in an amount equal to the minimum quarterly distribution, plus any arrearages in the payment of the minimum quarterly distribution on the common units from prior quarters, before any distributions of available cash from operating surplus may be made on the subordinated units. The purpose of the subordinated units was to increase the likelihood that during the subordination period there would be available cash to be distributed on the common units. On May 19, 2008, 25% of the subordinated units (3.7 million units) were converted into common units on a one-for-one basis as provided for under the terms of our partnership agreement and began participating pro rata with the other common units in distributions of available cash commencing with the August 2008 distribution. On May 19, 2009, an additional 3.7 million subordinated units were converted into an equal number of common units as provided for under the terms of the partnership agreement and participate pro rata with the other common units in distributions of available cash commencing with the August 2009 distribution. As anticipated, the subordination period ended April 1, 2010 and the remaining 7.4 million subordinated units were converted to common units on a one-for-one basis.

Incentive Distribution Rights

Incentive distribution rights represent the right to receive an increasing percentage of quarterly distributions of available cash from operating surplus (as defined in our partnership agreement) after the minimum quarterly distribution and the target distribution levels have been achieved. Our General Partner currently holds the incentive distribution rights, but may transfer these rights separately from its general partner interest, subject to restrictions in our partnership agreement.

The following table illustrates the percentage allocations of the additional available cash from operating surplus among the unitholders and our General Partner up to the various target distribution levels. The amounts set forth under "Marginal Percentage Interest in Distributions" are the percentage interests of the unitholders and our General Partner in any available cash from operating surplus we distribute up to and including the corresponding amount in the column "Total Quarterly Distribution Target Amount," until available cash from operating surplus we distribute reaches the next target distribution level, if any. The percentage interests shown for the unitholders and our General Partner for the minimum quarterly distribution are also applicable to quarterly distribution amounts that are less than the minimum quarterly distribution. The percentage interests shown for our General Partner include its 2% general partner interest and assume the General Partner has not transferred the incentive distribution rights.

	Quarterly Distribution Target Amount (per unit)	Marginal Percentage Interest In Distributions	
		Unitholders	General Partner
Minimum Quarterly Distribution	\$0.4125	98%	2%
First Target Distribution	Up to \$0.4625	98%	2%
Second Target Distribution	Above \$0.4625 up to \$0.5375	85%	15%
Third Target Distribution	Above \$0.5375 up to \$0.65	75%	25%
Thereafter	Above \$0.65	50%	50%

Significant Changes

Please read Item 18 – Financial Statements: Note 21 – Subsequent Events

Item 9. The Offer and Listing

Our common units are listed on the New York Stock Exchange (or NYSE) under the symbol "TGP". The following table sets forth the high and low closing prices for our common units on the NYSE for each of the periods indicated.

Years Ended	Dec. 31, 2010	Dec. 31, 2009	Dec. 31, 2008	Dec. 31, 2007	Dec. 31, 2006			
High	\$38.01	\$25.92	\$31.69	\$39.94	\$34.23			
Low	24.91	13.97	9.96	28.76	28.65			
Quarters Ended	Mar. 31, 2011	Dec. 31, 2010	Sep. 30, 2010	Jun. 30, 2010	Mar. 31, 2010	Dec. 31, 2009	Sep. 30, 2009	Jun. 30, 2009
High	\$41.30	\$38.01	\$35.23	\$30.97	\$29.87	\$25.92	\$23.99	\$18.19
Low	34.44	31.88	29.13	26.57	24.91	22.90	17.58	14.21
Months Ended	Mar. 31, 2011	Feb. 28, 2011	Jan. 31, 2011	Dec. 31, 2010	Nov. 30, 2010	Oct. 31, 2010		
High	\$41.30	\$39.35	\$39.50	\$38.01	\$36.32	\$34.34		
Low	36.46	36.84	34.44	36.42	34.86	31.88		

Item 10. Additional Information

Memorandum and Articles of Association

The information required to be disclosed under Item 10B is incorporated by reference to our Registration Statement on Form 8-A/A filed with the SEC on September 29, 2006.

Material Contracts

The following is a summary of each material contract, other than material contracts entered into in the ordinary course of business, to which we or any of our subsidiaries is a party, for the two years immediately preceding the date of this Annual Report, each of which is included in the list of exhibits in Item 19:

- (a) Agreement dated December 7, 2005, for a U.S. \$137,500,000 Revolving Credit Facility between Asian Spirit L.L.C., African Spirit L.L.C., and European Spirit L.L.C., Den Norske Bank ASA and various other banks. This facility bears interest at LIBOR plus a margin of 0.50%. The amount available under the facility reduces by \$4.4 million semi-annually, with a bullet reduction of \$57.7 million on maturity in April 2015.

The credit facility may be used for general partnership purposes and to fund cash distributions. Our obligations under the facility are secured by a first-priority mortgage on three of our Suezmax tankers and a pledge of certain shares of the subsidiaries operating the Suezmax tankers.

- (b) Amended and Restated Omnibus agreement with Teekay Corporation, Teekay Offshore, our General Partner and related parties Please read Item 7 – Major Unitholders and Certain Relationships and Related Party Transactions for a summary of certain contract terms.
- (c) We and certain of our operating subsidiaries have entered into services agreements with certain subsidiaries of Teekay Corporation pursuant to which the Teekay Corporation subsidiaries provide us and our operating subsidiaries with administrative, advisory, technical and strategic consulting services for a reasonable fee that includes reimbursement of the reasonable cost of any direct and indirect expenses they incur in providing these services. Please read Item 7 – Major Unitholders and Certain Relationships and Related Party Transactions for a summary of certain contract terms.
- (d) Syndicated Loan Agreement between Naviera Teekay Gas III, S.L. (formerly Naviera F. Tapias Gas III, S.A.) and Caixa de Aforros de Vigo Ourense e Pontevedra, as Agent, dated as of October 2, 2000, as amended. This facility was used to make restricted cash deposits that fully fund payments under a capital lease for one of our LNG carriers, the *Catalunya Spirit*. Interest payments are based on EURIBOR plus a margin. The term loan matures in 2023 with monthly payments that reduce over time.
- (e) Teekay LNG Partners L.P. 2005 Long-Term Incentive Plan. Please read Item 6 – Directors, Senior Management and Employees for a summary of certain plan terms.
- (f) Agreement dated August 23, 2006, for a U.S. \$330,000,000 Secured Revolving Loan Facility between Teekay LNG Partners L.P., ING Bank N.V. and other banks. This facility bears interest at LIBOR plus a margin of 0.55%. The amount available under the facility reduces semi-annually by amounts ranging from \$4.3 million to \$8.4 million, with a bullet reduction of \$188.7 million on maturity in August 2018. The revolver is collateralized by first-priority mortgages granted on two of our LNG carriers. The credit facility may be used for general partnership purposes and to fund cash distributions.
- (g) Agreement dated June 30, 2008, for a U.S. \$172,500,000 Secured Revolving Loan Facility between Arctic Spirit L.L.C., Polar Spirit L.L.C. and DnB Nor Bank A.S.A. and other banks. This facility bears interest at LIBOR plus a margin of 0.80%. The amount available under the facility reduces by \$6.1 million semi-annually, with a balloon reduction of \$56.6 million on maturity in June 2018. The revolver is collateralized by first-priority mortgages granted on two of our LNG carriers. The credit facility may be used for general partnership purposes and to fund cash distributions.
- (h) Agreement dated October 27, 2009, for a U.S. \$122,000,000 million credit facility that will be secured by the Skaugen LPG Carriers and the Skaugen Multigas Carriers. The facility amount is equal to the lower of \$122.0 million and 60% of the aggregate purchase price of the vessels. The facility will mature, with respect to each vessel, seven years after each vessels' first drawdown date. We expect to draw on this facility in 2011 to repay a portion of the amount we borrowed to purchase the Skaugen LPG Carriers that delivered in April 2009 and November 2009. As at December 31, 2010, we had access to draw \$40 million on this facility. We will use the remaining available funds from the facility to assist in purchasing, or facilitate the purchase of, the third Skaugen LPG Carrier and the two Skaugen Multigas Carriers upon delivery of each vessel.
- (i) Agreement dated March 17, 2010, for a U.S. \$255,528,228 million senior loan and U.S. \$80,000,000 million junior loan secured loan agreement between Bermuda Spirit L.L.C., Hamilton Spirit L.L.C, Summit Spirit L.L.C., Zenith Spirit L.L.C., and Credit Agricole CIB Bank. At December 31, 2010, we had \$120.6 million of the U.S. Dollar-denominated term loan outstanding. The facility was used to finance up to 80% of the shipyard contract price for the *Bermuda Spirit* and the *Hamilton Spirit*. Interest payments on one tranche under the loan facility are based on six month LIBOR plus 0.30%, while interest payments on the second tranche are based on six-month LIBOR plus 0.70%. One tranche reduces in semi-annual payments while the other tranche correspondingly is drawn up every six months with a final \$20 million bullet payment per vessel due 12 years and six months from each vessel delivery date. This loan facility is collateralized by first-priority mortgages on the two vessels to which the loan relates, together with certain other related security and is guaranteed by Teekay Corporation.

Exchange Controls and Other Limitations Affecting Unitholders

We are not aware of any governmental laws, decrees or regulations, including foreign exchange controls, in the Republic of The Marshall Islands that restrict the export or import of capital, or that affect the remittance of dividends, interest or other payments to non-resident holders of our securities.

We are not aware of any limitations on the right of non-resident or foreign owners to hold or vote our securities imposed by the laws of the Republic of The Marshall Islands or our partnership agreement.

Taxation

Marshall Islands Tax Consequences. Because we and our subsidiaries do not, and we do not expect that we and our subsidiaries will, conduct business or operations in the Republic of The Marshall Islands, neither we nor our subsidiaries will be subject to income, capital gains, profits or other taxation under current Marshall Islands law. As a result, distributions by our subsidiaries to us will not be subject to Marshall Islands taxation. In addition, because all documentation related to our initial public offering and follow-on offerings were executed outside of the Republic of the Marshall Islands, under current Marshall Islands law, no taxes or withholdings are imposed by the Republic of The Marshall Islands on distributions, including upon a return of capital, made to unitholders, so long as such persons do not reside in, maintain offices in, nor engage in business in the Republic of The Marshall Islands. Furthermore, no stamp, capital gains or other taxes are imposed by the Republic of The Marshall Islands on the purchase, ownership or disposition by such persons of our common units.

United States Tax Consequences. The following discussion of the material U.S. federal income tax considerations that may be relevant to common unitholders who are individual citizens or residents of the United States is based upon provisions of the U.S. Internal Revenue Code of 1986 (or the *Code*) as in effect on the date of this prospectus, existing final, temporary and proposed regulations thereunder (or *Treasury Regulations*) and current administrative rulings and court decisions, all of which are subject to change, possibly with retroactive effect. Changes in these authorities may cause the tax consequences to vary substantially from the consequences described below. This discussion does not comment on all U.S. federal income tax matters affecting the unitholders and does not address the tax consequences under U.S. state and local and other tax laws. Moreover, the discussion focuses on unitholders who are individual citizens or residents of the United States and hold their units as capital assets and has only limited application to corporations, estates, trusts, non-U.S. persons or other unitholders subject to specialized tax treatment, such as tax-exempt entities (including IRAs), regulated investment companies (mutual funds), real estate investment trusts (or *REITs*) and holders who directly or indirectly own a ten percent (10%) or greater interest in us. Accordingly, unitholders should consult their own tax advisors in analyzing the U.S. federal, state, local and non-U.S. tax consequences particular to him of the ownership or disposition of common units.

This discussion does not comment on all aspects of U.S. federal income taxation which may be important to particular unitholders in light of their individual circumstances, such as unitholders subject to special tax rules (e.g., financial institutions, insurance companies, broker-dealers, tax-exempt organizations, or former citizens or long-term residents of the United States) or to persons that will hold the common units as part of a straddle, hedge, conversion, constructive sale, or other integrated transaction for U.S. federal income tax purposes, partnerships or their partners, persons that have a functional currency other than the U.S. dollar, or persons that actually or under applicable constructive ownership rules own 10% or more of our common units, all of whom may be subject to tax rules that differ significantly from those summarized below. If a partnership or other entity taxed as a pass-through entity holds our common units, the tax treatment of a partner or owner thereof generally will depend upon the status of the partner or owner and upon the activities of the partnership or pass-through entity. If you are a partner in a partnership or owner of a pass-through entity holding our common units, you should consult your tax advisor. Accordingly, unitholders should consult their own tax advisors in analyzing the U.S. federal, state, local and non-U.S. tax consequences particular to him of the ownership or disposition of common units.

Classification as a Partnership.

For purposes of U.S. federal income taxation, a partnership is not a taxable entity, and although it may be subject to withholding taxes on behalf of its partners under certain circumstances, a partnership itself incurs no U.S. federal income tax liability. Instead, each partner of a partnership is required to take into account his share of items of income, gain, loss, deduction and credit of the partnership in computing his U.S. federal income tax liability, regardless of whether cash distributions are made to him by the partnership. Distributions by a partnership to a partner generally are not taxable unless the amount of cash distributed exceeds the partner's adjusted tax basis in his partnership interest.

Section 7704 of the Code provides that publicly traded partnerships generally will be treated as corporations for U.S. federal income tax purposes. However, an exception, referred to as the "Qualifying Income Exception," exists with respect to publicly traded partnerships whose "qualifying income" represents 90% or more of their gross income for every taxable year. Qualifying income includes income and gains derived from the transportation and storage of crude oil, natural gas and products thereof, including liquefied natural gas. Other types of qualifying income include interest (other than from a financial business), dividends, gains from the sale of real property and gains from the sale or other disposition of capital assets held for the production of qualifying income, including stock. We have received a ruling from the Internal Revenue Service (or *IRS*) that we requested in connection with our initial public offering that the income we derive from transporting LNG and crude oil pursuant to time charters existing at the time of our initial public offering is qualifying income within the meaning of Section 7704. A ruling from the IRS, while generally binding on the IRS, may under certain circumstances be revoked or modified by the IRS retroactively.

We estimate that less than 5% of our current income is not qualifying income and therefore we believe that we will be treated as a partnership for U.S. federal income tax purposes. However, this estimate could change from time to time for various reasons. Because we have not received an IRS ruling or an opinion of counsel that any (1) income we derive from transporting LPG, petrochemical gases and ammonia pursuant to charters that we have entered into or will enter into in the future, (2) income we derive from transporting crude oil, natural gas and products thereof, including LNG, pursuant to bareboat charters or (3) income or gain we recognize from foreign currency transactions, is qualifying income, we are currently treating income from those sources as non-qualifying income. Under some circumstances, such as a significant change in foreign currency rates, the percentage of income or gain from foreign currency transactions in relation to our total gross income could be substantial. We do not expect income or gains from these sources and other income or gains that are not qualifying income to constitute 10% or more of our gross income for U.S. federal income tax purposes. However, it is possible that the operation of certain of our vessels pursuant to bareboat charters could, in the future, cause our non-qualifying income to constitute 10% or more of our future gross income if such vessels were held in a pass-through structure. In order to preserve our status as a partnership for U.S. federal income tax purposes, we have received a ruling from the IRS that effectively allows us to conduct our bareboat charter operations, as well as our LPG operations, in a subsidiary corporation.

Status as a Partner

The treatment of unitholders described in this section applies only to unitholders treated as partners in us for U.S. federal income tax purposes. Unitholders who have been properly admitted as limited partners of Teekay LNG Partners L.P. will be treated as partners in us for U.S. federal income tax purposes. Also:

- assignees of common units who have executed and delivered transfer applications, and are awaiting admission as limited partners; and
- unitholders whose common units are held in street name or by a nominee and who have the right to direct the nominee in the exercise of all substantive rights attendant to the ownership of their common units will be treated as partners in us for U.S. federal income tax purposes.

The status of assignees of common units who are entitled to execute and deliver transfer applications and thereby become entitled to direct the exercise of attendant rights, but who fail to execute and deliver transfer applications, is unclear. In addition, a purchaser or other transferee of common units who does not execute and deliver a transfer application may not receive some U.S. federal income tax information or reports furnished to record holders of common units, unless the common units are held in a nominee or street name account and the nominee or broker has executed and delivered a transfer application for those common units.

Under certain circumstances, a beneficial owner of common units whose units have been loaned to another may lose his status as a partner with respect to those units for U.S. federal income tax purposes.

In general, a person who is not a partner in a partnership for U.S. federal income tax purposes is not required or permitted to report any share of the partnership's income, gain, deductions or losses for such purposes, and any cash distributions received by such a person from the partnership therefore may be fully taxable as ordinary income. Unitholders not described here are urged to consult their own tax advisors with respect to their status as partners in us for U.S. federal income tax purposes.

Consequences of Unit Ownership

Flow-through of Taxable Income. Each unitholder is required to include in computing his taxable income his allocable share of our items of income, gains, loss, deductions and credit for our taxable year ending with or within his taxable year, without regard to whether we make corresponding cash distributions to him. Our taxable year ends on December 31. Consequently, we may allocate income to a unitholder as of December 31 of a given year, and the unitholder will be required to report this income on his tax return for his tax year that ends on or includes such date, even if he has not received a cash distribution from us as of that date.

In addition, certain U.S. unitholders who are individuals, estates or trusts will be required to pay an additional 3.8 percent tax on, among other things, the income allocated to them for taxable years beginning after December 31, 2012, subject to certain exceptions. Unitholders should consult their tax advisors regarding the effect, if any, of this tax on their ownership of our common units.

Treatment of Distributions. Distributions by us to a unitholder generally will not be taxable to the unitholder for U.S. federal income tax purposes to the extent of his tax basis in his common units immediately before the distribution. Our cash distributions in excess of a unitholder's tax basis generally will be considered to be gain from the sale or exchange of the common units, taxable in accordance with the rules described under "—Disposition of Common Units" below. Any reduction in a unitholder's share of our liabilities for which no partner, including the general partner, bears the economic risk of loss, known as "nonrecourse liabilities," will be treated as a distribution of cash to that unitholder. A decrease in a unitholder's percentage interest in us because of our issuance of additional common units will decrease his share of our nonrecourse liabilities, and thus will result in a corresponding deemed distribution of cash. To the extent our distributions cause a unitholder's "at risk" amount to be less than zero at the end of any taxable year, he must recapture any losses deducted in previous years.

A non-pro rata distribution of money or property may result in ordinary income to a unitholder, regardless of his tax basis in his common units, if the distribution reduces the unitholder's share of our "unrealized receivables," including depreciation recapture, and/or substantially appreciated "inventory items," both as defined in the Code (or, collectively, *Section 751 Assets*). To that extent, he will be treated as having been distributed his proportionate share of the Section 751 Assets and having exchanged those assets with us in return for the non-pro rata portion of the actual distribution made to him. This latter deemed exchange will generally result in the unitholder's realization of ordinary income, which will equal the excess of (1) the non-pro rata portion of that distribution over (2) the unitholder's tax basis for the share of Section 751 Assets deemed relinquished in the exchange.

Basis of Common Units. A unitholder's initial U.S. federal income tax basis for his common units will be the amount he paid for the common units plus his share of our nonrecourse liabilities. That basis will be increased by his share of our income and by any increases in his share of our nonrecourse liabilities and decreased, but not below zero, by distributions from us, by the unitholder's share of our losses, by any decreases in his share of our nonrecourse liabilities and by his share of our expenditures that are not deductible in computing taxable income and are not required to be capitalized. A unitholder will have no share of our debt that is recourse to the general partner, but will have a share, generally based on his share of profits, of our nonrecourse liabilities.

Limitations on Deductibility of Losses. The deduction by a unitholder of his share of our losses will be limited to the tax basis in his units and, in the case of an individual unitholder or a corporate unitholder more than 50% of the value of the stock of which is owned directly or indirectly by five or fewer individuals or some tax-exempt organizations, to the amount for which the unitholder is considered to be "at risk" with respect to our activities, if that is less than his tax basis. In general, a unitholder will be at risk to the extent of the tax basis of his units, excluding any portion of that basis attributable to his share of our nonrecourse liabilities, reduced by any amount of money he borrows to acquire or hold his units, if the lender of those borrowed funds owns an interest in us, is related to the unitholder or can look only to the units for repayment. A unitholder must recapture losses deducted in previous years to the extent that distributions cause his at risk amount to be less than zero at the end of any taxable year. Losses disallowed to a unitholder or recaptured as a result of these limitations will carry forward and will be allowable to the extent that his tax basis or at risk amount, whichever is the limiting factor, is subsequently increased. Upon the taxable disposition of a unit, any gain recognized by a unitholder can be offset by losses that were previously suspended by the at risk limitation but may not be offset by losses suspended by the basis limitation. Any excess suspended loss above that gain is no longer utilizable.

The passive loss limitations generally provide that individuals, estates, trusts and some closely-held corporations and personal service corporations can deduct losses from a passive activity only to the extent of the taxpayer's income from the same passive activity. Passive activities generally are corporate or partnership activities in which the taxpayer does not materially participate. The passive loss limitations are applied separately with respect to each publicly traded partnership. Consequently, any passive losses we generate only will be available to offset our passive income generated in the future and will not be available to offset income from other passive activities or investments, including our investments or investments in other publicly traded partnerships, or salary or active business income. Passive losses that are not deductible because they exceed a unitholder's share of income we generate may be deducted in full when he disposes of his entire investment in us in a fully taxable transaction with an unrelated party. The passive activity loss rules are applied after other applicable limitations on deductions, including the at risk rules and the basis limitation.

Dual consolidated loss restrictions also may apply to limit the deductibility by a corporate unitholder of losses we incur. Corporate unitholders are urged to consult their own tax advisors regarding the applicability and effect to them of dual consolidated loss restrictions.

Limitations on Interest Deductions. The deductibility of a non-corporate taxpayer's "investment interest expense" generally is limited to the amount of that taxpayer's "net investment income." For this purpose, investment interest expense includes, among other things, a unitholder's share of our interest expense attributed to portfolio income. The IRS has indicated that net passive income earned by a publicly traded partnership will be treated as investment income to its unitholders. In addition, the unitholder's share of our portfolio income will be treated as investment income.

Entity-Level Collections. If we are required or elect under applicable law to pay any U.S. federal, state or local or foreign income or withholding taxes on behalf of any present or former unitholder or the general partner, we are authorized to pay those taxes from our funds. That payment, if made, will be treated as a distribution of cash to the partner on whose behalf the payment was made. If the payment is made on behalf of a person whose identity cannot be determined, we are authorized to treat the payment as a distribution to all current unitholders. We are authorized to amend the partnership agreement in the manner necessary to maintain uniformity of intrinsic tax characteristics of units and to adjust later distributions, so that after giving effect to these distributions, the priority and characterization of distributions otherwise applicable under the partnership agreement are maintained as nearly as is practicable. Payments by us as described above could give rise to an overpayment of tax on behalf of an individual partner, in which event the partner would be required to file a claim in order to obtain a credit or refund of tax paid.

Allocation of Income, Gain, Loss, Deduction and Credit. In general, if we have a net profit, our items of income, gain, loss, deduction and credit will be allocated among the general partner and the unitholders in accordance with their percentage interests in us. At any time that incentive distributions are made to the general partner, gross income will be allocated to the general partner to the extent of these distributions. If we have a net loss for the entire year, that loss generally will be allocated first to the general partner and the unitholders in accordance with their percentage interests in us to the extent of their positive capital accounts and, second, to the general partner.

Specified items of our income, gain, loss and deduction will be allocated to account for any difference between the tax basis and fair market value of any property held by the partnership immediately prior to an offering of common units, referred to in this discussion as "Adjusted Property." The effect of these allocations to a unitholder purchasing common units in an offering essentially will be the same as if the tax basis of our assets were equal to their fair market value at the time of the offering. In addition, items of recapture income will be allocated to the extent possible to the partner who was allocated the deduction giving rise to the treatment of that gain as recapture income in order to minimize the recognition of ordinary income by some unitholders. Finally, although we do not expect that our operations will result in the creation of negative capital accounts, if negative capital accounts nevertheless result, items of our income and gain will be allocated in an amount and manner to eliminate the negative balance as quickly as possible.

An allocation of items of our income, gain, loss, deduction or credit, other than an allocation required by the Code to eliminate the difference between a partner's "book" capital account, which is credited with the fair market value of Adjusted Property, and "tax" capital account, which is credited with the tax basis of Adjusted Property, referred to in this discussion as the "Book-Tax Disparity," generally will be given effect for U.S. federal income tax purposes in determining a partner's share of an item of income, gain, loss, deduction or credit only if the allocation has substantial economic effect. In any other case, a partner's share of an item will be determined on the basis of his interest in us, which will be determined by taking into account all the facts and circumstances, including:

- this relative contributions to us;
- the interests of all the partners in profits and losses;
- the interest of all the partners in cash flow; and
- the rights of all the partners to distributions of capital upon liquidation.

A unitholder's taxable income or loss with respect to a common unit each year will depend upon a number of factors, including (1) the nature and fair market value of our assets at the time the holder acquired the common unit, (2) whether we issue additional units or we engage in certain other transactions and (3) the manner in which our items of income, gain, loss, deduction and credit are allocated among our partners. For this purpose, we determine the value of our assets and the relative amounts of our items of income, gain, loss, deduction and credit allocable to our unitholders and our general partner as holder of the incentive distribution rights by reference to the value of our interests, including the incentive distribution rights. The IRS may challenge any valuation determinations that we make, particularly as to the incentive distribution rights, for which there is no public market. Moreover, the IRS could challenge certain other aspects of the manner in which we determine the relative allocations made to our unitholders and to the general partner as holder of our incentive distribution rights. A successful IRS challenge to our valuation or allocation methods could increase the amount of net taxable income and gain realized by a unitholder with respect to a common unit.

Section 754 Election. We have made an election under Section 754 of the Code to adjust a common unit purchaser's U.S. federal income tax basis in our assets (or *inside basis*) to reflect the purchaser's purchase price (or a *Section 743(b) adjustment*). The Section 743(b) adjustment belongs to the purchaser and not to other unitholders and does not apply to unitholders who acquire their common units directly from us. For purposes of this discussion, a unitholder's inside basis in our assets will be considered to have two components: (1) his share of our tax basis in our assets (or *common basis*) and (2) his Section 743(b) adjustment to that basis.

In general, a purchaser's common basis is depreciated or amortized according to the existing method utilized by us. A positive Section 743(b) adjustment to that basis generally is depreciated or amortized in the same manner as property of the same type that has been newly placed in service by us. A negative Section 743(b) adjustment to that basis generally is recovered over the remaining useful life of the partnership's recovery property.

The calculations involved in the Section 743(b) adjustment are complex and will be made on the basis of assumptions as to the value of our assets and in accordance with the Code and applicable Treasury Regulations. We cannot assure you that the determinations we make will not be successfully challenged by the IRS and that the deductions resulting from them will not be reduced or disallowed altogether. Should the IRS require a different basis adjustment to be made, and should, in our judgment, the expense of compliance exceed the benefit of the election, we may seek consent from the IRS to revoke our Section 754 election. If such consent is given, a subsequent purchaser of units may be allocated more income than he would have been allocated had the election not been revoked.

Treatment of Short Sales. A unitholder whose units are loaned to a "short seller" who sells such units may be considered to have disposed of those units. If so, he would no longer be a partner with respect to those units until the termination of the loan and may recognize gain or loss from the disposition. As a result:

- any of our income, gain, loss, deduction or credit with respect to the units may not be reportable by the unitholder who loaned them; and

- any cash distributions received by such unitholder with respect to those units may be fully taxable as ordinary income.

Unitholders desiring to assure their status as partners and avoid the risk of gain recognition from a loan to a short seller are urged to ensure that any applicable brokerage account agreements prohibit their brokers from borrowing their units.

Tax Treatment of Operations

Accounting Method and Taxable Year. We use the calendar year as our taxable year and the accrual method of accounting for U.S. federal income tax purposes. Each unitholder will be required to include in income his share of our income, gain, loss, deduction and credit for our taxable year ending within or with his taxable year. In addition, a unitholder who disposes of all of his units must include his share of our income, gain, loss, deduction and credit through the date of disposition in income for his taxable year that includes the date of disposition, with the result that a unitholder who has a taxable year ending on a date other than December 31 and who disposes of all of his units following the close of our taxable year but before the close of his taxable year must include his share of more than one year of our income, gain, loss, deduction and credit in income for the year of the disposition.

Asset Tax Basis, Depreciation and Amortization. The tax basis of our assets will be used for purposes of computing depreciation and cost recovery deductions and, ultimately, gain or loss on the disposition of these assets. The U.S. federal income tax burden associated with any difference between the fair market value of our assets and their tax basis immediately prior to any offering of common units will be borne by the general partner and the existing limited partners.

To the extent allowable, we may elect to use the depreciation and cost recovery methods that will result in the largest deductions being taken in the earliest years after assets are placed in service. Property we subsequently acquire or construct may be depreciated using any method permitted by the Code.

If we dispose of depreciable property by sale, foreclosure or otherwise, all or a portion of any gain, determined by reference to the amount of depreciation previously deducted and the nature of the property, may be subject to the recapture rules and taxed as ordinary income rather than capital gain. Similarly, a unitholder who has taken cost recovery or depreciation deductions with respect to property we own likely will be required to recapture some or all of those deductions as ordinary income upon a sale of his interest in us.

The U.S. federal income tax consequences of the ownership and disposition of units will depend in part on our estimates of the relative fair market values, and the tax bases, of our assets at the time the holder acquired the common unit, we issue additional units or we engage in certain other transactions. Although we may from time to time consult with professional appraisers regarding valuation matters, we will make many of the relative fair market value estimates ourselves. These estimates and determinations of basis are subject to challenge and will not be binding on the IRS or the courts. If the estimates of fair market value or basis are later found to be incorrect, the character and amount of items of income, gain, loss, deductions or credits previously reported by unitholders might change, and unitholders might be required to adjust their tax liability for prior years and incur interest and penalties with respect to those adjustments.

Disposition of Common Units

Recognition of Gain or Loss. In general, gain or loss will be recognized on a sale of units equal to the difference between the amount realized and the unitholder's tax basis in the units sold. A unitholder's amount realized will be measured by the sum of the cash, the fair market value of other property received by him and his share of our nonrecourse liabilities. Because the amount realized includes a unitholder's share of our nonrecourse liabilities, the gain recognized on the sale of units could result in a tax liability in excess of any cash or property received from the sale.

Prior distributions from us in excess of cumulative net taxable income for a common unit that decreased a unitholder's tax basis in that common unit will, in effect, become taxable income if the common unit is sold at a price greater than the unitholder's tax basis in that common unit, even if the price received is less than his original cost. Except as noted below, gain or loss recognized by a unitholder on the sale or exchange of a unit generally will be taxable as capital gain or loss. Capital gain recognized by an individual on the sale of units held more than one year generally will be taxed at a maximum rate of 15 percent under current law.

A portion of a unitholder's amount realized may be allocable to "unrealized receivables" or to "inventory items" we own. The term "unrealized receivables" includes potential recapture items, including depreciation and amortization recapture. A unitholder will recognize ordinary income or loss to the extent of the difference between the portion of the unitholder's amount realized allocable to unrealized receivables or inventory items and the unitholder's share of our basis in such receivables or inventory items. Ordinary income attributable to unrealized receivables, inventory items and depreciation or amortization recapture may exceed net taxable gain realized upon the sale of a unit and may be recognized even if a net taxable loss is realized on the sale of a unit. Thus, a unitholder may recognize both ordinary income and a capital loss upon a sale of units. Net capital losses generally may only be used to offset capital gains. An exception permits individuals to offset up to \$3,000 of net capital losses against ordinary income in any given year.

The IRS has ruled that a partner who acquires interests in a partnership in separate transactions must combine those interests and maintain a single adjusted tax basis for all those interests. Upon a sale or other disposition of less than all of those interests, a portion of that tax basis must be allocated to the interests sold using an "equitable apportionment" method. Treasury Regulations under Section 1223 of the Code allow a selling unitholder who can identify common units transferred with an ascertainable holding period to elect to use the actual holding period of the common units transferred. Thus, according to the ruling, a common unitholder will be unable to select high or low basis common units to sell as would be the case with corporate stock, but, according to the regulations, may designate specific common units sold for purposes of determining the holding period of units transferred. A unitholder electing to use the actual holding period of common units transferred must consistently use that identification method for all subsequent sales or exchanges of common units. A unitholder considering the purchase of additional units or a sale of common units purchased in separate transactions is urged to consult his tax advisor as to the possible consequences of this ruling and application of the regulations.

Allocations Between Transferors and Transferees. In general, our taxable income or loss will be determined annually, will be prorated on a monthly basis and will be subsequently apportioned among the unitholders in proportion to the number of units owned by each of them as of the opening of the applicable exchange on the first business day of the month. However, gain or loss realized on a sale or other disposition of our assets other than

in the ordinary course of business will be allocated among the unitholders on the first business day of the month in which that gain or loss is recognized. As a result of the foregoing, a unitholder transferring units may be allocated income, gain, loss, deduction and credit realized after the date of transfer. A unitholder who owns units at any time during a calendar quarter and who disposes of them prior to the record date set for a cash distribution for that quarter will be allocated items of our income, gain, loss and deductions attributable to months within that quarter in which the units were held but will not be entitled to receive that cash distribution.

Transfer Notification Requirements. A unitholder who sells any of his units, other than through a broker, generally is required to notify us in writing of that sale within 30 days after the sale (or, if earlier, January 15 of the year following the sale). A unitholder who acquires units generally is required to notify us in writing of that acquisition within 30 days after the purchase, unless a broker or nominee will satisfy such requirement. We are required to notify the IRS of any such transfers of units and to furnish specified information to the transferor and transferee. Failure to notify us of a transfer of units may lead to the imposition of substantial penalties.

Constructive Termination. We will be considered to have been terminated for U.S. federal income tax purposes if there is a sale or exchange of 50 percent or more of the total interests in our capital and profits within a 12-month period. A constructive termination results in the closing of our taxable year for all unitholders. In the case of a unitholder reporting on a taxable year other than a calendar year, the closing of our taxable year may result in more than 12 months of our taxable income or loss being includable in his taxable income for the year of termination. We would be required to make new tax elections after a termination, including a new election under Section 754 of the Code, and a termination would result in a deferral of our deductions for depreciation. A termination could also result in penalties if we were unable to determine that the termination had occurred. Moreover, a termination might either accelerate the application of, or subject us to, tax legislation applicable to a newly formed partnership.

Foreign Tax Credit Considerations

Subject to detailed limitations set forth in the Code, a unitholder may elect to claim a credit against his liability for U.S. federal income tax for his share of foreign income taxes (and certain foreign taxes imposed in lieu of a tax based upon income) paid by us. Income allocated to unitholders likely will constitute foreign source income falling in the passive foreign tax credit category for purposes of the U.S. foreign tax credit limitation. The rules relating to the determination of the foreign tax credit are complex and unitholders are urged to consult their own tax advisors to determine whether or to what extent they would be entitled to such credit. A unitholder who does not elect to claim foreign tax credits may instead claim a deduction for his share of foreign taxes paid by us.

Tax-Exempt Organizations and Non-U.S. Investors

Investments in units by employee benefit plans, other tax-exempt organizations and non-U.S. persons, including nonresident aliens of the United States, non-U.S. corporations and non-U.S. trusts and estates (collectively, *non-U.S. unitholders*) raise issues unique to those investors and, as described below, may result in substantially adverse tax consequences to them.

Employee benefit plans and most other organizations exempt from U.S. federal income tax, including individual retirement accounts and other retirement plans, are subject to U.S. federal income tax on unrelated business taxable income. Virtually all of our income allocated to a unitholder that is such a tax-exempt organization will be unrelated business taxable income to it subject to U.S. federal income tax.

A non-U.S. unitholder may be subject to a 4 percent U.S. federal income tax on his share of the U.S. source portion of our gross income attributable to transportation that begins or ends (but not both) in the United States, unless either (a) an exemption applies and he files a U.S. federal income tax return to claim that exemption or (b) that income is effectively connected with the conduct of a trade or business in the United States (or *U.S. effectively connected income*). For this purpose, transportation income includes income from the use, hiring or leasing of a vessel to transport cargo, or the performance of services directly related to the use of any vessel to transport cargo. The U.S. source portion of our transportation income is deemed to be 50 percent of the income attributable to voyages that begin or end in the United States. Generally, no amount of the income from voyages that begin and end outside the United States is treated as U.S. source, and consequently none of our transportation income attributable to such voyages is subject to U.S. federal income tax. Although the entire amount of transportation income from voyages that begin and end in the United States would be fully taxable in the United States, we currently do not expect to have any transportation income from voyages that begin and end in the United States; however, there is no assurance that such voyages will not occur.

A non-U.S. unitholder may be entitled to an exemption from the 4 percent U.S. federal income tax or a refund of tax withheld on U.S. effectively connected income that constitutes transportation income if any of the following applies: (1) such non-U.S. unitholder qualifies for an exemption from this tax under an income tax treaty between the United States and the country where such non-U.S. unitholder is resident; (2) in the case of an individual non-U.S. unitholder, he qualifies for the exemption from tax under Section 872(b)(1) of the Code as a resident of a country that grants an equivalent exemption from tax to residents of the United States; or (3) in the case of a corporate non-U.S. unitholder, it qualifies for the exemption from tax under Section 883 of the Code (or the *Section 883 Exemption*) (for the rules relating to qualification for the Section 883 Exemption, please read below under “— Possible Classification as a Corporation — The Section 883 Exemption”).

We may be required to withhold U.S. federal income tax, computed at the highest statutory rate, from cash distributions to non-U.S. unitholders with respect to their shares of our income that is U.S. effectively connected income. Our transportation income generally should not be treated as U.S. effectively connected income unless we have a fixed place of business in the United States and substantially all of such transportation income is attributable to either regularly scheduled transportation or, in the case of income derived from bareboat charters, is attributable to the fixed place of business in the United States. While we do not expect to have any regularly scheduled transportation or a fixed place of business in the United States, there can be no guarantee that this will not change. Under a ruling of the IRS, a portion of any gain recognized on the sale or other disposition of a unit by a non-U.S. unitholder may be treated as U.S. effectively connected income to the extent we have a fixed place of business in the United States and a sale of our assets would have given rise to U.S. effectively connected income. A non-U.S. unitholder would be required to file a U.S. federal income tax return to report his U.S. effectively connected income (including his share of any such income earned by us) and to pay U.S. federal income tax, or claim a credit or refund for tax withheld on such income. Further, unless an exemption applies, a non-U.S. corporation investing in units may be subject to a branch profits tax, at a 30 percent rate or lower rate prescribed by a treaty, with respect to its U.S. effectively connected income.

Non-U.S. unitholders must apply for and obtain a U.S. taxpayer identification number in order to file U.S. federal income tax returns and must provide that identification number to us for purposes of any U.S. federal income tax information returns we may be required to file. Non-U.S. unitholders are encouraged to consult with their own tax advisors regarding the U.S. federal, state and local tax consequences of an investment in units and any filing requirements related thereto.

Functional Currency

We are required to determine the functional currency of any of our operations that constitute a separate qualified business unit (or *QBU*) for U.S. federal income tax purposes and report the affairs of any QBU in this functional currency to our unitholders. Any transactions conducted by us other than in the U.S. dollar or by a QBU other than in its functional currency may give rise to foreign currency exchange gain or loss. Further, if a QBU is required to maintain a functional currency other than the U.S. dollar, a unitholder may be required to recognize foreign currency translation gain or loss upon a distribution of money or property from a QBU or upon the sale of common units, and items or income, gain, loss, deduction or credit allocated to the unitholder in such functional currency must be translated into the unitholder's functional currency.

For purposes of the foreign currency rules, a QBU includes a separate trade or business owned by a partnership in the event separate books and records are maintained for that separate trade or business. The functional currency of a QBU is determined based upon the economic environment in which the QBU operates. Thus, a QBU whose revenues and expenses are primarily determined in a currency other than the U.S. dollar will have a non-U.S. dollar functional currency. We believe our principal operations constitute a QBU whose functional currency is the U.S. dollar, but certain of our operations constitute separate QBUs whose functional currencies are other than the U.S. dollar.

Proposed regulations (or the *Section 987 Proposed Regulations*) provide that the amount of foreign currency translation gain or loss recognized upon a distribution of money or property from a QBU or upon the sale of common units will reflect the appreciation or depreciation in the functional currency value of certain assets and liabilities of the QBU between the time the unitholder purchased his common units and the time we receive distributions from such QBU or the unitholder sells his common units. Foreign currency translation gain or loss will be treated as ordinary income or loss. A unitholder must adjust the U.S. federal income tax basis in his common units to reflect such income or loss prior to determining any other U.S. federal income tax consequences of such distribution or sale. A unitholder who owns less than a 5 percent interest in our capital or profits generally may elect not to have these rules apply by attaching a statement to his tax return for the first taxable year the unitholder intends the election to be effective. Further, for purposes of computing his taxable income and U.S. federal income tax basis in his common units, a unitholder will be required to translate into his own functional currency items of income, gain, loss or deduction of such QBU and his share of such QBU's liabilities. We intend to provide such information based on generally applicable U.S. exchange rates as is necessary for unitholders to comply with the requirements of the Section 987 Proposed Regulations as part of the U.S. federal income tax information we will furnish unitholders each year. However, a unitholder may be entitled to make an election to apply an alternative exchange rate with respect to the foreign currency translation of certain items. Unitholders who desire to make such an election should consult their own tax advisors.

Based upon our current projections of the capital invested in and profits of the non-U.S. dollar QBUs, we believe that unitholders will be required to recognize only a nominal amount of foreign currency translation gain or loss each year and upon their sale of units. Nonetheless, the rules for determining the amount of translation gain or loss are not entirely clear at present as the Section 987 Proposed Regulations currently are not effective. Unitholders are urged to consult their own tax advisors for specific advice regarding the application of the rules for recognizing foreign currency translation gain or loss under their own circumstances. In addition to a unitholder's recognition of foreign currency translation gain or loss, the U.S. dollar QBU will engage in certain transactions denominated in the Euro, which will give rise to a certain amount of foreign currency exchange gain or loss each year. This foreign currency exchange gain or loss will be treated as ordinary income or loss.

Information Returns and Audit Procedures

We intend to furnish to each unitholder, within 90 days after the close of each calendar year, specific U.S. federal income tax information, including a document in the form of IRS Form 1065, Schedule K-1, which sets forth his share of our items of income, gain, loss, deductions and credits as computed for U.S. federal income tax purposes for our preceding taxable year. In preparing this information, which will not be reviewed by counsel, we will take various accounting and reporting positions, some of which have been mentioned earlier, to determine his share of such items of income, gain, loss, deduction and credit. We cannot assure you that those positions will yield a result that conforms to the requirements of the Code, Treasury Regulations or administrative interpretations of the IRS. We can not assure unitholders that the IRS will not successfully contend that those positions are impermissible. Any challenge by the IRS could negatively affect the value of the units.

We will be obligated to file U.S. federal income tax information returns with the IRS for any year in which we earn any U.S. source income or U.S. effectively connected income. In the event we were obligated to file a U.S. federal income tax information return but failed to do so, unitholders would not be entitled to claim any deductions, losses or credits for U.S. federal income tax purposes relating to us. Consequently, we may file U.S. federal income tax information returns for any given year. The IRS may audit any such information returns that we file. Adjustments resulting from an IRS audit of our return may require each unitholder to adjust a prior year's tax liability, and may result in an audit of his return. Any audit of a unitholder's return could result in adjustments not related to our returns as well as those related to our returns. Any IRS audit relating to our items of income, gain, loss, deduction or credit for years in which we are not required to file and do not file a U.S. federal income tax information return would be conducted at the partner-level, and each unitholder may be subject to separate audit proceedings relating to such items.

For years in which we file or are required to file U.S. federal income tax information returns, we will be treated as a separate entity for purposes of any U.S. federal income tax audits, as well as for purposes of judicial review of administrative adjustments by the IRS and tax settlement proceedings. For such years, the tax treatment of partnership items of income, gain, loss, deduction and credit will be determined in a partnership proceeding rather than in separate proceedings with the partners. The Code requires that one partner be designated as the "Tax Matters Partner" for these purposes. The partnership agreement names Teekay GP L.L.C. as our Tax Matters Partner.

The Tax Matters Partner will make some U.S. federal tax elections on our behalf and on behalf of unitholders. In addition, the Tax Matters Partner can extend the statute of limitations for assessment of tax deficiencies against unitholders for items reported in the information returns we file. The Tax Matters Partner may bind a unitholder with less than a 1 percent profits interest in us to a settlement with the IRS with respect to these items unless that unitholder elects, by filing a statement with the IRS, not to give that authority to the Tax Matters Partner. The Tax Matters Partner may seek judicial review, by which all the unitholders are bound, of a final partnership administrative adjustment and, if the Tax Matters Partner fails to seek judicial review, judicial review may be sought by any unitholder having at least a 1 percent interest in profits or by any group of unitholders

having in the aggregate at least a 5 percent interest in profits. However, only one action for judicial review will go forward, and each unitholder with an interest in the outcome may participate.

A unitholder must file a statement with the IRS identifying the treatment of any item on his U.S. federal income tax return that is not consistent with the treatment of the item on an information return that we file. Intentional or negligent disregard of this consistency requirement may subject a unitholder to substantial penalties

Special Reporting Requirements for Owners of Non-U.S. Partnerships.

A U.S. person who either contributes more than \$100,000 to us (when added to the value of any other property contributed to us by such person or a related person during the previous 12 months), or following a contribution owns, directly, indirectly or by attribution from certain related persons, at least a 10% interest in us, is required to file IRS Form 8865 with his U.S. federal income tax return for the year of the contribution to report the contribution and provide certain details about himself and certain related persons, us and any persons that own a 10% or greater direct interest in us. We will provide each unitholder with the necessary information about us and those persons who own a 10% or greater direct interest in us along with the Schedule K-1 information described previously.

In addition to the foregoing, a U.S. person who directly owns at least a 10% interest in us may be required to make additional disclosures on IRS Form 8865 in the event such person acquires, disposes or has his interest in us substantially increased or reduced. Further, a U.S. person who directly, indirectly or by attribution from certain related persons, owns at least a 10% interest in us may be required to make additional disclosures on IRS Form 8865 in the event such person, when considered together with any other U.S. persons who own at least a 10% interest in us, owns a greater than 50% interest in us. For these purposes, an "interest" in us generally is defined to include an interest in our capital or profits or an interest in our deductions or losses.

Significant penalties may apply for failing to satisfy IRS Form 8865 filing requirements and thus unitholders are advised to contact their tax advisors to determine the application of these filing requirements under their own circumstances.

Accuracy-related Penalties.

An additional tax equal to 20% of the amount of any portion of an underpayment of U.S. federal income tax attributable to one or more specified causes, including negligence or disregard of rules or regulations and substantial understatements of income tax, is imposed by the Internal Revenue Code. No penalty will be imposed, however, for any portion of an underpayment if it is shown that there was a reasonable cause for that portion and that the taxpayer acted in good faith regarding that portion.

A substantial understatement of income tax in any taxable year exists if the amount of the understatement exceeds the greater of 10% of the tax required to be shown on the return for the taxable year or \$5,000. The amount of any understatement subject to penalty generally is reduced if any portion is attributable to a position adopted on the return:

- (1) for which there is, or was, "substantial authority"; or
- (2) as to which there is a reasonable basis and the pertinent facts of that position are disclosed on the return.

More stringent rules, including additional penalties and extended statutes of limitations, may apply as a result of our participation in "listed transactions" or "reportable transactions with a significant tax avoidance purpose." While we do not anticipate participating in such transactions, if any item of income, gain, loss, deduction or credit included in the distributive shares of unitholders for a given year might result in an "understatement" of income relating to such a transaction, we will disclose the pertinent facts on a U.S. federal income tax information return for such year. In such event, we also will make a reasonable effort to furnish sufficient information for unitholders to make adequate disclosure on their returns and to take other actions as may be appropriate to permit unitholders to avoid liability for penalties.

Possible Classification as a Corporation

If we fail to meet the Qualifying Income Exception described above with respect to our classification as a partnership for U.S. federal income tax purposes, other than a failure that is determined by the IRS to be inadvertent and that is cured within a reasonable time after discovery, we will be treated as a non-U.S. corporation for U.S. federal income tax purposes. If previously treated as a partnership, our change in status would be deemed to have been effected by our transfer of all of our assets, subject to liabilities, to a newly formed non-U.S. corporation, in return for stock in that corporation, and then our distribution of that stock to our unitholders and other owners in liquidation of their interests in us. Unitholders that are U.S. persons would be required to file IRS Form 926 to report these deemed transfers and any other transfers they made to us while we were treated as a corporation and may be required to recognize income or gain for U.S. federal income tax purposes to the extent of certain prior deductions or losses and other items. Substantial penalties may apply for failure to satisfy these reporting requirements, unless the person otherwise required to report shows such failure was due to reasonable cause and not willful neglect.

If we were treated as a corporation in any taxable year, either as a result of a failure to meet the Qualifying Income Exception or otherwise, our items of income, gain, loss, deduction and credit would not pass through to unitholders. Instead, we would be subject to U.S. federal income tax based on the rules applicable to foreign corporations, not partnerships, and such items would be treated as our own. Any distribution made to a unitholder would be treated as taxable dividend income to the extent of our current and accumulated earnings and profits, a nontaxable return of capital to the extent of the unitholder's tax basis in his common units, and taxable capital gain thereafter. Section 743(b) adjustments to the basis of our assets would no longer be available to purchasers in the marketplace.

Taxation of Operating Income. We expect that substantially all of our gross income and the gross income of our corporate subsidiaries will be attributable to the transportation of LNG, LPG, crude oil and related products. For this purpose, gross income attributable to transportation (or *Transportation Income*) includes income derived from, or in connection with, the use (or hiring or leasing for use) of a vessel to transport cargo, or the performance of services directly related to the use of any vessel to transport cargo, and thus includes both time charter and bareboat charter income.

Transportation Income that is attributable to transportation that begins or ends, but that does not both begin and end, in the United States will be considered to be 50 percent derived from sources within the United States (or *U.S. Source International Transportation Income*). Transportation Income attributable to transportation that both begins and ends in the United States will be considered to be 100 percent derived from sources within the United States (or *U.S. Source Domestic Transportation Income*). Transportation Income attributable to transportation exclusively between non-U.S. destinations will be considered to be 100 percent derived from sources outside the United States. Transportation Income derived from sources outside the United States generally will not be subject to U.S. federal income tax.

Based on our current operations and the operations of our subsidiaries, we expect substantially all of our Transportation Income to be from sources outside the United States and not subject to U.S. federal income tax. However, if we or any of our subsidiaries does earn U.S. Source International Transportation Income or U.S. Source Domestic Transportation, our income or our subsidiaries income may be subject to U.S. federal income taxation under one of two alternative tax regimes (the 4 percent gross basis tax or the net basis tax, as described below), unless the exemption from U.S. taxation under Section 883 of the Code (or the *Section 883 Exemption*) applies.

The Section 883 Exemption. In general, the Section 883 Exemption provides that if a non-U.S. corporation satisfies the requirements of Section 883 of the Code and the regulations thereunder (or the *Section 883 Regulations*), it will not be subject to the 4 percent gross basis tax or the net basis tax and branch profits tax described below on its U.S. Source International Transportation Income.

A non-U.S. corporation will qualify for the Section 883 Exemption if, among other things, it satisfies the following three requirements:

- (1) it is organized in a jurisdiction outside the United States that grants an equivalent exemption from tax to corporations organized in the United States (or an *Equivalent Exemption*);
- (2) it meets one of the following three tests: (1) the Qualified Shareholder Test, (2) the Publicly Traded Test, or (3) the Controlled Foreign Corporation Test; and
- (3) it meets certain substantiation, reporting and other requirements.

We are organized under the laws of the Republic of The Marshall Islands. The U.S. Treasury Department has recognized the Republic of The Marshall Islands as a jurisdiction that grants an Equivalent Exemption. Therefore, in the event we were treated as a corporation for U.S. federal income tax purposes, we would meet the first requirement for the Section 883 Exemption. We expect that we would be able to satisfy the substantiation, reporting and other requirements and therefore meet the third requirement for the Section 883 Exemption. With respect to the second requirement, we do not believe that we met the Controlled Foreign Corporation test or the Publicly Traded test in 2010 and we do not believe that we will meet these tests in subsequent years if we were to be treated as a corporation. As a result, our ability to qualify for the Section 883 Exemption would depend on our ability to satisfy the Qualified Shareholder Test.

With respect to the Qualified Shareholder test, Teekay Corporation, which at one time owned more than 50 percent of the value of our outstanding equity interests, now owns less than 50 percent of the value of our outstanding equity interests. As such, we expect that for 2010 and all succeeding years, in the event we were treated as a corporation, we would not satisfy the Qualified Shareholder test and therefore we would not qualify for the Section 883 Exemption and our U.S. Source International Transportation Income would not be exempt from U.S. federal income taxation.

The 4 Percent Gross Basis Tax. If we were to be treated as a corporation and if the Section 883 Exemption described above and the net basis tax described below does not apply, we would be subject to a 4 percent U.S. federal income tax on our U.S. source Transportation Income, without benefit of deductions. We estimate that, in this event, we would be subject to less than \$500,000 of U.S. federal income tax in 2011 and in each subsequent year (in addition to any U.S. federal income taxes on our subsidiaries, as described below) based on the amount of U.S. Source International Transportation Income we earned for 2010 and our expected U.S. Source International Transportation Income for subsequent years. The amount of such tax for which we would be liable for any year in which we were treated as a corporation for U.S. federal income tax purposes would depend upon the amount of income we earn from voyages into or out of the United States in such year, however, which is not within our complete control.

Net Basis Tax and Branch Profits Tax. We currently do not expect to have a fixed place of business in the United States. Nonetheless, if this were to change or we otherwise were treated as having such a fixed place of business in the United States, our U.S. Source International Transportation Income may be treated as effectively connected with the conduct of a trade or business in the United States (or *Effectively Connected Income*) if substantially all of our U.S. Source International Transportation Income is attributable to regularly scheduled transportation or, in the case of income derived from bareboat charters, is attributable to the fixed place of business in the United States. Based on our current operations, none of our potential U.S. Source International Transportation Income is attributable to regularly scheduled transportation or is derived from bareboat charters attributable to a fixed place of business in the United States. As a result, if we were classified as a corporation, we do not anticipate that any of our U.S. Source International Transportation Income would be treated as Effectively Connected Income. However, there is no assurance that we would not earn income pursuant to regularly scheduled transportation or bareboat charters attributable to a fixed place of business in the United States in the future, which would result in such income being treated as Effectively Connected Income if we were classified as a corporation. Any income that we earn that is treated as U.S. effectively connected income would be subject to U.S. federal corporate income tax (the highest statutory rate currently is 35%), unless the Section 883 Exemption (as discussed above) applied. The 4% U.S. federal income tax described above is inapplicable to Effectively Connected Income.

Unless the Section 883 Exemption applied, a 30% branch profits tax imposed under Section 884 of the Code also would apply to our earnings that result from Effectively Connected Income, and a branch interest tax could be imposed on certain interest paid or deemed paid by us. Furthermore, on the sale of a vessel that has produced Effectively Connected Income, we could be subject to the net basis corporate income tax and to the 30% branch profits tax with respect to our gain not in excess of certain prior deductions for depreciation that reduced Effectively Connected Income. Otherwise, we would not expect to be subject to U.S. federal income tax with respect to the remainder of any gain realized on sale of a vessel because it is expected that any sale of a vessel will be structured so that it is considered to occur outside of the United States and so that it is not attributable to an office or other fixed place of business in the United States.

Consequences of Possible PFIC Classification.

A non-United States entity treated as a corporation for U.S. federal income tax purposes will be a passive foreign investment company (or *PFIC*) in any taxable year in which, after taking into account the income and assets of the corporation and certain subsidiaries pursuant to a “look through” rule, either (i) at least 75.0% of its gross income is “passive” income or (ii) at least 50.0% of the average value of its assets is attributable to assets that produce passive income or are held for the production of passive income. For purposes of these tests, “passive income” includes dividends, interest, and gains from the sale or exchange of investment property and rents and royalties other than rents and royalties that are received from unrelated parties in connection with the active conduct of a trade or business. For purposes of these tests, income derived from the performance of services does not constitute “passive income.”

Based upon our current assets and operations, we do not believe that we would be considered to be a PFIC even if we were treated as a corporation. No assurance can be given, however, that the IRS would accept this position or that we would not constitute a PFIC for any future taxable year if we were treated as a corporation and there were to be changes in our assets, income or operations. In addition, the decision of the United States Court of Appeals for the Fifth Circuit in *Tidewater Inc. v. United States* 565 F.3d 299 (5th Cir. 2009) held that income derived from certain time chartering activities should be treated as rental income rather than services income for purposes of a foreign sales corporation provision of the Code. However, the IRS stated in an Action on Decision (AOD 2010-001) that it disagrees with, and will not acquiesce to, the way that the rental versus services framework was applied to the facts in the *Tidewater* decision, and in its discussion stated that the time charters at issue in *Tidewater* would be treated as producing services income for PFIC purposes. The IRS’s statement with respect to *Tidewater* cannot be relied upon or otherwise cited as precedent by taxpayers. Consequently, in the absence of any binding legal authority specifically relating to the statutory provisions governing PFICs, there can be no assurance that the IRS or a court would not follow the *Tidewater* decision in interpreting the PFIC provisions under the Code. Nevertheless, based on our current assets and operations, we believe that we would not now be nor would have ever been a PFIC even if we were treated as a corporation.

If we were to be treated as a PFIC for any taxable year during which a unitholder owns units, a unitholder generally would be subject to special rules (regardless of whether we continue thereafter to be a PFIC) resulting in increased tax liability with respect to (1) any “excess distribution” (i.e., the portion of any distributions received by a unitholder on our common units in a taxable year in excess of 125 percent of the average annual distributions received by the unitholder in the three preceding taxable years or, if shorter, the unitholder’s holding period for the units) and (2) any gain realized upon the sale or other disposition of units. Under these rules:

- (i) the excess distribution or gain will be allocated ratably over the unitholder’s aggregate holding period for the common units;
- (ii) the amount allocated to the current taxable year and any taxable year prior to the taxable year we were first treated as a PFIC with respect to the unitholder would be taxed as ordinary income in the current taxable year;
- (iii) the amount allocated to each of the other taxable years would be subject to U.S. federal income tax at the highest rate in effect for the applicable class of taxpayer for that year; and an interest charge for the deemed deferral benefit would be imposed with respect to the resulting tax attributable to each such other taxable year.

In addition, if a unitholder were subject to the above rules for any taxable year after 2010, a unitholder would be required to file an annual report with the IRS for that year with respect to the unitholder’s common units.

Certain elections, such as a qualified electing fund (or QEF) election or mark to market election, may be available to a unitholder if we were classified as a PFIC. If we determine that we are or will be a PFIC, we will provide unitholders with information concerning the potential availability of such elections.

Under current law, dividends received by individual citizens or residents of the United States from domestic corporations and qualified foreign corporations generally are treated as net capital gains and subject to U.S. federal income tax at reduced rates (currently 15%). However, if we were classified as a PFIC for our taxable year in which we pay a dividend, we would not be considered a qualified foreign corporation, and individuals receiving such dividends would not be eligible for the reduced rate of U.S. federal income tax.

Consequences of Possible Controlled Foreign Corporation Classification. If we were to be treated as a corporation for U.S. federal income tax purposes and if CFC Shareholders (generally, U.S. Holders who each own, directly, indirectly or constructively, 10 percent or more of the total combined voting power of our outstanding shares entitled to vote) own directly, indirectly or constructively more than 50 percent of either the total combined voting power of our outstanding shares entitled to vote or the total value of all of our outstanding shares, we generally would be treated as a controlled foreign corporation, or a CFC.

CFC Shareholders are treated as receiving current distributions of their shares of certain income of the CFC without regard to any actual distributions and are subject to other burdensome U.S. federal income tax and administrative requirements but generally are not also subject to the requirements generally applicable to shareholders of a PFIC. In addition, a person who is or has been a CFC Shareholder may recognize ordinary income on the disposition of shares of the CFC. Although we do not believe we are or will become a CFC even if we were to be treated as a corporation for U.S. federal income tax purposes, U.S. persons purchasing a substantial interest in us should consider the potential implications of being treated as a CFC Shareholder in the event we become a CFC in the future.

The U.S. federal income tax consequences to U.S. Holders who are not CFC Shareholders would not change in the event we become a CFC in the future.

Taxation of Our Subsidiary Corporations

Our subsidiaries Arctic Spirit L.L.C., Polar Spirit L.L.C. and Teekay LNG Holdco L.L.C. are classified as corporations for U.S. federal income tax purposes and are subject to U.S. federal income tax based on the rules applicable to foreign corporations described above under “Possible Classification as a Corporation — Taxation of Operating Income,” including, but not limited to, the 4 percent gross basis tax or the net basis tax if the Section 883 Exemption does not apply. We believe that the Section 883 Exemption would apply to our corporate subsidiaries only to the extent that

it would apply to us if we were to be treated as a corporation. As such, we believe that the Section 883 Exemption did not apply for 2010 and therefore, the 4 percent gross basis tax applied to our subsidiary corporations. The section 883 Exemption does not apply for 2011 and would not apply in subsequent years and, therefore, the 4 percent gross basis tax will apply to our subsidiary corporations. In this regard, we estimate that we will be subject to approximately \$500,000 or less of U.S. federal income tax in 2011 and in each subsequent year based on the amount of U.S. Source International Transportation Income these subsidiaries earned for 2010 and their expected U.S. Source International Transportation Income for 2011 and subsequent years. The amount of such tax for which they would be liable for any year will depend upon the amount of income they earn from voyages into or out of the United States in such year, which, however, is not within their complete control.

As non-U.S. entities classified as corporations for U.S. federal income tax purposes, our subsidiaries Arctic Spirit L.L.C., Polar Spirit L.L.C. and Teekay LNG Holdco L.L.C. could be considered PFICs. We received a ruling from the IRS that our subsidiary Teekay LNG Holdco L.L.C. will be classified as a CFC rather than a PFIC as long as it is wholly-owned by a U.S. partnership.

We have restructured our subsidiaries Arctic Spirit L.L.C. and Polar Spirit L.L.C. such that they are also owned by our U.S. partnership. We intend to take the position that these subsidiaries should also be treated as CFCs rather than PFICs following this restructuring. Moreover, we believe and intend to take the position that these subsidiaries were not PFICs at any time prior to the restructuring. No assurance can be given, however, that the IRS, or a court of law, will accept this position or would not follow the *Tidewater* decision in interpreting the PFIC provisions under the Code (as discussed above). In the event that either of these subsidiaries were treated as a PFIC for any taxable year during which a U.S. unitholder held common units, such unitholder would be subject to potentially adverse tax consequences to the extent his common units relate to these subsidiaries, as described above. Certain elections, such as a qualified electing fund (or *QEF*) election may be available to a unitholder if these subsidiaries were classified as PFICs. If we determine that any of these subsidiaries were or will be a PFIC, we will provide unitholders with information concerning the potential availability of such elections.

Canadian Federal Income Tax Consequences. The following discussion is a summary of the material Canadian federal income tax consequences under the Income Tax Act (Canada) (or the *Canada Tax Act*), that we believe are relevant to holders of common units who, for the purposes of the Canada Tax Act and the Canada-United States Tax Convention 1980 (or the *Canada-U.S. Treaty*), are at all relevant times resident in the United States and entitled to all of the benefits of the Canada – U.S. Treaty and who deal at arm's length with us and Teekay Corporation (or *U.S. Resident Holders*). This discussion takes into account all proposed amendments to the Canada Tax Act and the regulations thereunder that have been publicly announced by or on behalf of the Minister of Finance (Canada) prior to the date hereof and assumes that such proposed amendments will be enacted substantially as proposed. However, no assurance can be given that such proposed amendments will be enacted in the form proposed or at all. This discussion assumes that we are, and will continue to be, classified as a partnership for United States federal income tax purposes.

A U.S. Resident Holder will not be liable to tax under the Canada Tax Act on any income or gains allocated by us to the U.S. Resident Holder in respect of such U.S. Resident Holder's common units, provided that for purposes of the Canada-U.S. Treaty, (a) we do not carry on business through a permanent establishment in Canada and (b) such U.S. Resident Holder does not hold such common units in connection with a business carried on by such U.S. Resident Holder through a permanent establishment in Canada.

A U.S. Resident Holder will not be liable to tax under the Canada Tax Act on any income or gain from the sale, redemption or other disposition of such U.S. Resident Holder's common units, provided that, for purposes of the Canada-U.S. Treaty, such common units do not, and did not at any time in the twelve-month period preceding the date of disposition, form part of the business property of a permanent establishment in Canada of such U.S. Resident Holder.

In this regard, we believe that our activities and affairs can be conducted in a manner that we will not be carrying on business in Canada and that U.S. Resident Holders should not be considered to be carrying on business in Canada for purposes of the Canada Tax Act or the Canada-U.S. Treaty solely by reason of the acquisition, holding, disposition or redemption of common units. We intend that this is the case, notwithstanding that certain services will be provided to us, indirectly through arrangements with a subsidiary of Teekay Corporation that is resident and based in Bermuda, by Canadian service providers. However, we cannot assure this result.

Other Taxation

We and our subsidiaries are subject to taxation in certain non-U.S. jurisdictions because we or our subsidiaries are either organized, or conduct business or operations, in such jurisdictions. We intend that our business and the business of our subsidiaries will be conducted and operated in a manner that minimizes taxes imposed upon us and our subsidiaries. However, we cannot assure this result as tax laws in these or other jurisdictions may change or we may enter into new business transactions relating to such jurisdictions, which could affect our tax liability. Please read Item 18 – Financial Statements: Note 10 – Income Tax.

Documents on Display

Documents concerning us that are referred to herein may be inspected at our principal executive headquarters at 4th Floor, Belvedere Building, 69 Pitts Bay Road, Hamilton, HM 08, Bermuda. Those documents electronically filed via the SEC's Electronic Data Gathering, Analysis, and Retrieval (or *EDGAR*) system may also be obtained from the SEC's website at www.sec.gov, free of charge, or from the SEC's Public Reference Section at 100 F Street, NE, Washington, D.C. 20549, at prescribed rates. Further information on the operation of the SEC public reference rooms may be obtained by calling the SEC at 1-800-SEC-0330.

Item 11. Quantitative and Qualitative Disclosures About Market Risk

Interest Rate Risk

We are exposed to the impact of interest rate changes primarily through our borrowings that require us to make interest payments based on LIBOR or EURIBOR. Significant increases in interest rates could adversely affect our operating margins, results of operations and our ability to service our debt. We use interest rate swaps to reduce our exposure to market risk from changes in interest rates. The principal objective of these contracts is to minimize the risks and costs associated with our floating-rate debt.

We are exposed to credit loss in the event of non-performance by the counterparties to the interest rate swap agreements. In order to minimize counterparty risk, we only enter into derivative transactions with counterparties that are rated A- or better by Standard & Poor's or A3 by Moody's at the time of the transactions. In addition, to the extent practical, interest rate swaps are entered into with different counterparties to reduce concentration risk.

The table below provides information about our financial instruments at December 31, 2010, that are sensitive to changes in interest rates. For long-term debt and capital lease obligations, the table presents principal payments and related weighted-average interest rates by expected maturity dates. For interest rate swaps, the table presents notional amounts and weighted-average interest rates by expected contractual maturity dates.

	Expected Maturity Date					There- after	Total	Fair Value Liability	Rate ⁽¹⁾
	2011	2012	2013	2014	2015				
	(in millions of U.S. dollars, except percentages)								
Long-Term Debt:									
Variable Rate (\$U.S.) ⁽²⁾	38.4	46.7	46.7	46.7	95.4	535.2	809.1	(724.6)	0.7%
Variable Rate (Euro) ^{(3) (4)}	13.1	206.3	7.3	7.8	8.5	130.3	373.3	(344.7)	1.4%
Fixed-Rate Debt (\$U.S.)	24.9	24.9	24.9	24.9	24.9	92.2	216.7	(222.7)	5.4%
Average Interest Rate	5.5%	5.4%	5.4%	5.4%	5.4%	5.3%	5.4%		
Capital Lease Obligations ^{(5) (6)}									
Fixed-Rate (\$U.S.) ⁽⁷⁾	185.5	-	-	-	-	-	185.5	(185.5)	7.4%
Average Interest Rate ⁽⁸⁾	7.4%	-	-	-	-	-	7.4%		
Interest Rate Swaps:									
Contract Amount (\$U.S.) ^{(6) (9)}	18.4	18.9	19.4	19.9	20.6	539.7	636.9	(115.9)	5.5%
Average Fixed Pay Rate ⁽²⁾	5.5%	5.5%	5.5%	5.6%	5.6%	5.6%	5.5%		
Contract Amount (Euro) ^{(4) (10)}	13.0	206.3	7.3	7.9	8.5	130.3	373.3	(25.4)	3.8%
Average Fixed Pay Rate ⁽³⁾	3.8%	3.8%	3.7%	3.7%	3.7%	3.8%	3.8%		

(1) Rate refers to the weighted-average effective interest rate for our long-term debt and capital lease obligations, including the margin we pay on our floating-rate debt and the average fixed pay rate for our interest rate swap agreements. The average interest rate for our capital lease obligations is the weighted-average interest rate implicit in our lease obligations at the inception of the leases. The average fixed pay rate for our interest rate swaps excludes the margin we pay on our drawn floating-rate debt, which as of December 31, 2010 ranged from 0.3% to 0.7%. Please read Item 18 – Financial Statements: Note 9 – Long-Term Debt.

(2) Interest payments on U.S. Dollar-denominated debt and interest rate swaps are based on LIBOR.

(3) Interest payments on Euro-denominated debt and interest rate swaps are based on EURIBOR.

(4) Euro-denominated amounts have been converted to U.S. Dollars using the prevailing exchange rate as of December 31, 2010.

(5) Excludes capital lease obligations (present value of minimum lease payments) of 61.2 million Euros (\$81.9 million) on one of our existing LNG carriers with a weighted-average fixed interest rate of 5.8%. Under the terms of this fixed-rate lease obligation, we are required to have on deposit, subject to a weighted-average fixed interest rate of 5.1%, an amount of cash that, together with the interest earned thereon, will fully fund the amount owing under the capital lease obligation, including a vessel purchase obligation. As at December 31, 2010, the amount on deposit was 61.7 million Euros (\$82.6 million). Consequently, we are not subject to interest rate risk from these obligations or deposits.

(6) Under the terms of the capital leases for the RasGas II LNG Carriers (see Item 18 – Financial Statements: Note 5 – Leases and Restricted Cash), we are required to have on deposit, subject to a variable rate of interest, an amount of cash that, together with interest earned on the deposit, will equal the remaining amounts owing under the variable-rate leases. The deposits, which as at December 31, 2010 totaled \$477.2 million, and the lease obligations, which as at December 31, 2010 totaled \$470.8 million, have been swapped for fixed-rate deposits and fixed-rate obligations. Consequently, Teekay Nakilat is not subject to interest rate risk from these obligations and deposits and, therefore, the lease obligations, cash deposits and related interest rate swaps have been excluded from the table above. As at December 31, 2010, the contract amount, fair value and fixed interest rates of these interest rate swaps related to Teekay Nakilat's capital lease obligations and restricted cash deposits were \$437.5 million and \$471.5 million, (\$60.2) million and \$66.9 million, and 4.9% and 4.8%, respectively.

(7) The amount of capital lease obligations represents the present value of minimum lease payments together with our purchase obligation, as applicable.

(8) The average interest rate is the weighted-average interest rate implicit in the capital lease obligations at the inception of the leases.

(9) The average variable receive rate for our U.S. Dollar-denominated interest rate swaps is set quarterly at 3-month LIBOR.

(10) The average variable receive rate for our Euro-denominated interest rate swaps is set monthly at 1-month EURIBOR.

Spot Market Rate Risk

One of our Suezmax tankers, the *Toledo Spirit*, operates pursuant to a time-charter contract that increases or decreases the otherwise fixed-rate established in the charter depending on the spot charter rates that we would have earned had we traded the vessel in the spot tanker market. The remaining term of the time-charter contract is 15 years as of December 31, 2010, although the charterer has the right to terminate the time-charter in July 2018. We have entered into an agreement with Teekay Corporation under which Teekay Corporation pays us any amounts payable to the charterer as a result of spot rates being below the fixed rate, and we pay Teekay Corporation any amounts payable to us from the charterer as a result of spot rates being in excess of the fixed rate. The amounts payable to or receivable from Teekay Corporation are settled at the end of each year. At December 31, 2010, the fair value of this derivative liability was (\$10.0) million and the change from reporting period to period has been reported in realized and unrealized loss on derivative instruments.

Foreign Currency Fluctuations

Our functional currency is U.S. dollars. Our results of operations are affected by fluctuations in currency exchange rates. The volatility in our financial results due to currency exchange rate fluctuations is attributed primarily to foreign currency revenues and expenses and our Euro-denominated loans, capital leases and restricted cash deposits. A portion of our voyage revenues are denominated in Euros. A portion of our vessel operating expenses and general and administrative expenses are denominated in Euros, which is primarily a function of the nationality of certain of our crew and administrative staff. We also have Euro-denominated interest expense and interest income related to our Euro-denominated loans, Euro-denominated capital leases and Euro-denominated restricted cash deposits, respectively. As a result, fluctuations in the Euro relative to the U.S. Dollar have caused, and are likely to continue to cause, fluctuations in our reported voyage revenues, vessel operating expenses, general and administrative expenses, interest expense, interest income and realized and unrealized loss on derivative instruments.

Item 12. Description of Securities Other than Equity Securities

Not applicable.

Item 13. Defaults, Dividend Arrearages and Delinquencies

None.

Item 14. Material Modifications to the Rights of Unitholders and Use of Proceeds

Not applicable.

Item 15. Controls and Procedures

We maintain disclosure controls and procedures (as defined in Rules 13a-15(e) and 15d-15(e) under the Securities and Exchange Act of 1934, as amended (or the Exchange Act)) that are designed to ensure that (i) information required to be disclosed in our reports that are filed or submitted under the Exchange Act, are recorded, processed, summarized, and reported within the time periods specified in the Securities and Exchange Commission's rules and forms, and (ii) information required to be disclosed by us in the reports we file or submit under the Exchange Act is accumulated and communicated to our management, including the principal executive and principal financial officers, or persons performing similar functions, as appropriate to allow timely decisions regarding required disclosure.

We conducted an evaluation of our disclosure controls and procedures under the supervision and with the participation of the Chief Executive Officer and Chief Financial Officer. Based on the evaluation, the Chief Executive Officer and Chief Financial Officer concluded that our disclosure controls and procedures are effective as of December 31, 2010.

During 2010, there were no changes in our internal controls that have materially affected, or are reasonably likely to materially affect, our internal control over financial reporting.

The Chief Executive Officer and Chief Financial Officer do not expect that our disclosure controls or internal controls will prevent all error and all fraud. Although our disclosure controls and procedures were designed to provide reasonable assurance of achieving their objectives, a control system, no matter how well conceived and operated, can provide only reasonable, not absolute, assurance that the objectives of the system are met. Further, the design of a control system must reflect the fact that there are resource constraints, and the benefits of controls must be considered relative to their costs. Because of the inherent limitations in all control systems, no evaluation of controls can provide absolute assurance that all control issues and instances of fraud, if any, within us have been detected. These inherent limitations include the realities that judgments in decision-making can be faulty, and that breakdowns can occur because of simple error or mistake. Additionally, controls can be circumvented by the individual acts of some persons, by collusion of two or more people, or by management override of the control. The design of any system of controls also is based partly on certain assumptions about the likelihood of future events, and there can be no assurance that any design will succeed in achieving its stated goals under all potential future conditions.

Management's Report on Internal Control over Financial Reporting

Our management is responsible for establishing and maintaining for us adequate internal controls over financial reporting.

Our internal controls were designed to provide reasonable assurance as to the reliability of our financial reporting and the preparation and presentation of the consolidated financial statements for external purposes in accordance with accounting principles generally accepted in the United States. Our internal controls over financial reporting include those policies and procedures that: 1) pertain to the maintenance of records that, in reasonable detail, accurately and fairly reflect the transactions and dispositions of our assets; 2) provide reasonable assurance that transactions are recorded as necessary to permit preparation of the financial statements in accordance with generally accepted accounting principles, and that our receipts and expenditures are being made in accordance with authorizations of management and the directors; and 3) provide reasonable

assurance regarding prevention or timely detection of unauthorized acquisition, use or disposition of our assets that could have a material effect on our consolidated financial statements.

We conducted an evaluation of the effectiveness of our internal control over financial reporting based upon the framework in Internal Control – Integrated Framework issued by the Committee of Sponsoring Organizations of the Treadway Commission. This evaluation included review of the documentation of controls, evaluation of the design effectiveness of controls, testing of the operating effectiveness of controls and a conclusion on this evaluation.

Because of its inherent limitations, internal control over financial reporting may not prevent or detect misstatements even when determined to be effective and can only provide reasonable assurance with respect to financial statement preparation and presentation. Also, projections of any evaluation of effectiveness to future periods are subject to the risk that controls may become inadequate because of changes in conditions, or that the degree of compliance with the policies and procedures may deteriorate. However, based on the evaluation, management believes that we maintained effective internal control over financial reporting as of December 31, 2010.

Our independent auditors, Ernst & Young LLP, a registered public accounting firm has audited the accompanying consolidated financial statements and our internal control over financial reporting. Their attestation report on the effectiveness of our internal control over financial reporting can be found on page F-2 of this Annual Report.

Item 16A. Audit Committee Financial Expert

The board of directors of our General Partner has determined that director Robert E. Boyd qualifies as an audit committee financial expert and is independent under applicable NYSE and SEC standards.

Item 16B. Code of Ethics

We have adopted Standards of Business Conduct that include a Code of Ethics for all our employees and the employees and directors of our General Partner. This document is available under “About Us - Partnership Governance” from the Home Page of our web site (www.teekaylng.com). We intend to disclose, under “About us - Partnership Governance” in the About Us section of our web site, any waivers to or amendments of our Code of Ethics for the benefit of any directors and executive officers of our General Partner.

Item 16C. Principal Accountant Fees and Services

Our principal accountant for 2010 and 2009 was Ernst & Young LLP, Chartered Accountants. The following table shows the fees we paid or accrued for audit services provided by Ernst & Young LLP for 2010 and 2009.

Fees (in thousands of U.S. dollars)	2010	2009
	\$	\$
Audit Fees ⁽¹⁾	996	1,060
Audit-Related Fees ⁽²⁾	59	83
Tax Fees ⁽³⁾	55	10
Total	1,110	1,153

(1) Audit fees represent fees for professional services provided in connection with the audit of our consolidated financial statements, review of our quarterly consolidated financial statements, audit services provided in connection with other statutory audits and professional services in connection with the review of our regulatory filings for our equity offerings.

(2) Audit-related fees relate primarily to Dropdown Predecessor transactions and other accounting consultations.

(3) Tax fees relate primarily to corporate tax compliance fees.

The Audit Committee of our General Partner’s board of directors has the authority to pre-approve permissible audit-related and non-audit services not prohibited by law to be performed by our independent auditors and associated fees. Engagements for proposed services either may be separately pre-approved by the Audit Committee or entered into pursuant to detailed pre-approval policies and procedures established by the Audit Committee, as long as the Audit Committee is informed on a timely basis of any engagement entered into on that basis. The Audit Committee separately pre-approved all engagements and fees paid to our principal accountant in 2010.

Item 16D. Exemptions from the Listing Standards for Audit Committees

Not applicable.

Item 16E. Purchases of Units by the Issuer and Affiliated Purchasers

Not applicable.

Item 16F. Change in Registrant’s Certifying Accountant

Not applicable.

Item 16G. Corporate Governance

There are no significant ways in which our corporate governance practices differ from those followed by domestic companies under the listing requirements of the New York Stock Exchange.

Item 17. Financial Statements

Not applicable.

Item 18. Financial Statements

The following financial statements, together with the related reports of Ernst & Young LLP, Independent Registered Public Accounting Firm thereon, are filed as part of this Annual Report:

	<u>Page</u>
Report of Independent Registered Public Accounting Firm	F-1, F-2
Consolidated Financial Statements	
Consolidated Statements of Income (Loss).....	F-3
Consolidated Balance Sheets	F-4
Consolidated Statements of Cash Flows	F-5
Consolidated Statements of Changes in Total Equity	F-6
Notes to the Consolidated Financial Statements	F-7

All schedules for which provision is made in the applicable accounting regulations of the SEC are not required, are inapplicable or have been disclosed in the Notes to the Consolidated Financial Statements and therefore have been omitted.

Item 19. Exhibits

The following exhibits are filed as part of this Annual Report:

- 1.1 Certificate of Limited Partnership of Teekay LNG Partners L.P. (1)
- 1.2 First Amended and Restated Agreement of Limited Partnership of Teekay LNG Partners L.P., as amended by Amendment No. 1 dated as of May 31, 2006 and Amendment No. 2 as of January 1, 2007.
- 1.3 Certificate of Formation of Teekay GP L.L.C. (1)
- 1.4 Second Amended and Restated Limited Liability Company Agreement of Teekay GP L.L.C. (2)
- 4.1 Agreement, dated February 21, 2001, for a U.S. \$100,000,000 Revolving Credit Facility between Naviera Teekay Gas S.L., J.P. Morgan plc and various other banks (2)
- 4.2 Teekay LNG Partners L.P. 2005 Long-Term Incentive Plan (2)
- 4.3 Amended and Restated Omnibus Agreement (3)
- 4.4 Administrative Services Agreement with Teekay Shipping Limited (2)
- 4.5 Advisory, Technical and Administrative Services Agreement (2)
- 4.6 LNG Strategic Consulting and Advisory Services Agreement (2)
- 4.7 Syndicated Loan Agreement between Naviera Teekay Gas III, S.L. (formerly Naviera F. Tapias Gas III, S.A.) and Caixa de Aforros de Vigo Ourense e Pontevedra, as Agent, dated as of October 2, 2000, as amended (2)
- 4.8 Bareboat Charter Agreement between Naviera Teekay Gas III, S.L. (formerly Naviera F. Tapias Gas III, S.A.) and Poseidon Gas AIE dated as of October 2, 2000 (2)
- 4.9 Credit Facility Agreement between Naviera Teekay Gas IV, S.L. (formerly Naviera F. Tapias Gas IV, S.A.) and Chase Manhattan International Limited, as Agent, dated as of December 21, 2001, as amended (2)
- 4.10 Bareboat Charter Agreement between Naviera Teekay Gas IV, S.L. (formerly Naviera F. Tapias Gas IV, S.A.) and Pagumar AIE dated as of December 30, 2003 (2)
- 4.11 Agreement, dated December 7, 2005, for a U.S. \$137,500,000 Secured Reducing Revolving Loan Facility Agreement between Asian Spirit L.L.C., African Spirit L.L.C., European Spirit L.L.C., DNB Nor Bank ASA and other banks (4)
- 4.12 Agreement, dated August 23, 2006, for a U.S. \$330,000,000 Secured Revolving Loan Facility between Teekay LNG Partners L.P., ING Bank N.V. and other banks (5)
- 4.13 Purchase Agreement, dated November 2005, for the acquisition of Asian Spirit L.L.C., African Spirit L.L.C. and European Spirit L.L.C. (6)
- 4.14 Agreement, dated June 30, 2008, for a U.S. \$172,500,000 Secured Revolving Loan Facility between Arctic Spirit L.L.C., Polar Spirit L.L.C. and DnB Nor Bank A.S.A. (7)
- 4.15 Credit Facility Agreement between Taizhou L.L.C. and DHJS L.L.C and Calyon, as Agent, dated as of October 27, 2009 (8)
- 4.16 Credit Facility Agreement between Bermuda Spirit L.L.C., Hamilton Spirit L.L.C., Zenith Spirit L.L.C., Summit Spirit L.L.C. and Credit Agricole CIB, dated March 17, 2010 (9)
- 4.17 Credit Facility Agreement between Great East Hull No. 1717 L.L.C., Great East Hull No. 1718 L.L.C., H.S.H.I Hull No. S363 L.L.C., H.S.H.I Hull No. S364 L.L.C. and Calyon, dated December 15, 2006 (9)
- 8.1 List of Subsidiaries of Teekay LNG Partners L.P.
- 12.1 Rule 13a-15(e)/15d-15(e) Certification of Teekay LNG Partners L.P.'s Chief Executive Officer
- 12.2 Rule 13a-15(e)/15d-15(e) Certification of Teekay LNG Partners L.P.'s Chief Financial Officer
- 13.1 Teekay LNG Partners L.P. Certification of Peter Evensen, Chief Executive Officer and Chief Financial Officer, pursuant to 18 U.S.C. Section 1350, as adopted pursuant to Section 906 of the Sarbanes-Oxley Act of 2002
- 15.1 Consent of Ernst & Young LLP, as independent registered public accounting firm, for Teekay LNG Partners L.P.
- 15.2 Consolidated Financial Statements of Teekay Nakilat (III) Corporation

- (1) Previously filed as an exhibit to the Partnership's Registration Statement on Form F-1 (File No. 333-120727), filed with the SEC on November 24, 2004, and hereby incorporated by reference to such Annual Report.
- (2) Previously filed as an exhibit to the Partnership's Amendment No. 3 to Registration Statement on Form F-1 (File No. 333-120727), filed with the SEC on April 11, 2005, and hereby incorporated by reference to such Registration Statement.
- (3) Previously filed as an exhibit to the Partnership's Annual Report on Form 20-F (File No. 1-32479), filed with the SEC on April 19, 2007 and hereby incorporated by reference to such report.
- (4) Previously filed as an exhibit to the Partnership's Annual Report on Form 20-F (File No. 1-32479), filed with the SEC on April 14, 2006 and hereby incorporated by reference to such report.
- (5) Previously filed as an exhibit to the Partnership's Report on Form 6-K (File No. 1-32479), filed with the SEC on December 21, 2006 and hereby incorporated by reference to such report.
- (6) Previously filed as an exhibit to the Partnership's Amendment No. 1 to Registration Statement on Form F-1 (File No. 333-129413), filed with the SEC on November 3, 2005, and hereby incorporated by reference to such Registration Statement.
- (7) Previously filed as an exhibit to the Partnership's Report on Form 6-K (File No. 1-32479), filed with the SEC on March 20, 2009 and hereby incorporated by reference to such report.
- (8) Previously filed as an exhibit to the Partnership's Report on Form 20F (File No. 1-32479), filed with the SEC on April 26, 2010 and hereby incorporated by reference to such report.
- (9) Previously filed as an exhibit to the Partnership's Report on Form 6-K (File No. 1-32479), filed with the SEC on June 1, 2010 and hereby incorporated by reference to such report.

SIGNATURE

Pursuant to the requirements of the Securities Exchange Act of 1934, the registrant has duly caused this report to be signed on its behalf by the undersigned, thereunto duly authorized.

TEEKAY LNG PARTNERS L.P.

By: Teekay GP L.L.C., its General Partner

Date: April 1, 2011

By: /s/ Peter Evensen
Peter Evensen
Chief Executive Officer and Chief Financial Officer
(Principal Financial and Accounting Officer)

REPORT OF INDEPENDENT REGISTERED PUBLIC ACCOUNTING FIRM

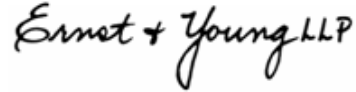
To the Board of Directors and Unitholders of
TEEKAY LNG PARTNERS L.P.

We have audited the accompanying consolidated balance sheets of Teekay LNG Partners L.P. and subsidiaries (or the *Partnership*) as of December 31, 2010 and 2009, and the related consolidated statements of income (loss), changes in total equity and cash flows for each of the three years in the period ended December 31, 2010. These financial statements are the responsibility of the Partnership's management. Our responsibility is to express an opinion on these financial statements based on our audits.

We conducted our audits in accordance with the standards of the Public Company Accounting Oversight Board (United States). Those standards require that we plan and perform the audit to obtain reasonable assurance about whether the financial statements are free of material misstatement. An audit includes examining, on a test basis, evidence supporting the amounts and disclosures in the financial statements. An audit also includes assessing the accounting principles used and significant estimates made by management, as well as evaluating the overall financial statement presentation. We believe that our audits provide a reasonable basis for our opinion.

In our opinion, the financial statements referred to above present fairly, in all material respects, the consolidated financial position of Teekay LNG Partners L.P. and subsidiaries at December 31, 2010 and 2009, and the consolidated results of their operations and their cash flows for each of the three years in the period ended December 31, 2010 in conformity with U.S. generally accepted accounting principles.

We also have audited, in accordance with the standards of the Public Company Accounting Oversight Board (United States), Teekay LNG Partners L.P.'s internal control over financial reporting as of December 31, 2010, based on criteria established in *Internal Control-Integrated Framework* issued by the Committee of Sponsoring Organizations of the Treadway Commission and our report dated April 1, 2011 expressed an unqualified opinion thereon.

The signature of Ernst & Young LLP is written in a cursive, handwritten style.

Chartered Accountants

Vancouver, Canada
April 1, 2011

REPORT OF INDEPENDENT REGISTERED PUBLIC ACCOUNTING FIRM

To the Board of Directors and Unitholders of
TEEKAY LNG PARTNERS L.P.

We have audited Teekay LNG Partners L.P.'s (or the *Partnership's*) internal control over financial reporting as of December 31, 2010, based on criteria established in Internal Control – Integrated Framework issued by the Committee of Sponsoring Organizations of the Treadway Commission (the COSO criteria). The Partnership's management is responsible for maintaining effective internal control over financial reporting, and for its assessment of the effectiveness of internal control over financial reporting included in Management's Report on Internal Control over Financial Reporting in the accompanying Form 20-F. Our responsibility is to express an opinion on the Partnership's internal control over financial reporting based on our audit.

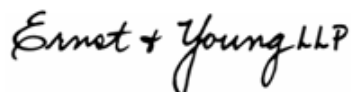
We conducted our audit in accordance with the standards of the Public Company Accounting Oversight Board (United States). Those standards require that we plan and perform the audit to obtain reasonable assurance about whether effective internal control over financial reporting was maintained in all material respects. Our audit included obtaining an understanding of internal control over financial reporting, assessing the risk that a material weakness exists, testing and evaluating the design and operating effectiveness of internal control based on the assessed risk, and performing such other procedures as we considered necessary in the circumstances. We believe that our audit provides a reasonable basis for our opinion.

The Partnership's internal control over financial reporting is a process designed to provide reasonable assurance regarding the reliability of financial reporting and the preparation of financial statements for external purposes in accordance with generally accepted accounting principles. The Partnership's internal control over financial reporting includes those policies and procedures that (1) pertain to the maintenance of records that, in reasonable detail, accurately and fairly reflect the transactions and dispositions of the assets of the Partnership; (2) provide reasonable assurance that transactions are recorded as necessary to permit preparation of financial statements in accordance with generally accepted accounting principles, and that receipts and expenditures of the Partnership are being made only in accordance with authorizations of management and directors of the Partnership; and (3) provide reasonable assurance regarding prevention or timely detection of unauthorized acquisition, use or disposition of the Partnership's assets that could have a material effect on the financial statements.

Because of its inherent limitations, internal control over financial reporting may not prevent or detect misstatements. Also, projections of any evaluation of effectiveness to future periods are subject to the risk that controls may become inadequate because of changes in conditions, or that the degree of compliance with the policies or procedures may deteriorate.

In our opinion, Teekay LNG Partners L.P. has maintained, in all material respects, effective internal control over financial reporting as of December 31, 2010 based on the COSO criteria.

We also have audited, in accordance with the standards of the Public Company Accounting Oversight Board (United States), the 2010 consolidated financial statements of Teekay LNG Partners L.P., and our report dated April 1, 2011 expressed an unqualified opinion thereon.

The logo for Ernst & Young LLP, featuring the company name in a stylized, cursive script font.

Vancouver, Canada
April 1, 2011

Chartered Accountants

TEEKAY LNG PARTNERS L.P. AND SUBSIDIARIES (Note 1)
CONSOLIDATED STATEMENTS OF INCOME (LOSS)
(in thousands of U.S. dollars, except unit and per unit data)

	Year Ended December 31, 2010 \$	Year Ended December 31, 2009 \$	Year Ended December 31, 2008 \$
VOYAGE REVENUES (note 11)	374,008	343,048	314,404
OPERATING EXPENSES (note 11)			
Voyage expenses	2,042	2,034	3,253
Vessel operating expenses	84,577	82,374	77,113
Depreciation and amortization	89,347	82,686	76,880
General and administrative (note 11a)	23,247	19,764	20,201
Gain on sale of vessel (note 16b)	(4,340)	-	-
Restructuring charge (note 17)	175	3,250	-
Goodwill impairment (note 6)	-	-	3,648
Total operating expenses	195,048	190,108	181,095
Income from vessel operations	178,960	152,940	133,309
OTHER ITEMS			
Interest expense (notes 5, 9 and 11a)	(49,019)	(60,457)	(138,317)
Interest income (note 5)	7,190	13,873	64,325
Realized and unrealized loss on derivative instruments (note 12)	(78,720)	(40,950)	(99,954)
Foreign currency exchange gain (loss) (note 9)	27,545	(10,806)	18,244
Equity income (note 18)	8,043	27,639	136
Other income	615	392	1,250
Total other items	(84,346)	(70,309)	(154,316)
Net income (loss) before income tax expense	94,614	82,631	(21,007)
Income tax expense (note 10)	(1,670)	(694)	(205)
Net income (loss)	92,944	81,937	(21,212)
Non-controlling interest in net income (loss)	3,062	29,310	(40,698)
Dropdown Predecessor's interest in net income (loss) (note 1)	2,258	5,302	894
General Partner's interest in net income (loss)	8,896	5,180	11,989
Limited partners' interest in net income (loss)	78,728	42,145	6,603
Limited partners' interest in net income (loss) per unit (note 15)			
• Common unit (basic and diluted)	1.46	0.86	0.63
• Subordinated unit (basic and diluted)	2.04	0.80	(0.29)
• Total unit (basic and diluted)	1.48	0.85	0.36
Weighted-average number of units outstanding:			
• Common units (basic and diluted)	51,481,035	40,912,100	29,698,031
• Subordinated units (basic and diluted)	1,816,591	8,760,006	12,459,973
• Total units (basic and diluted)	53,297,626	49,672,106	42,158,004
Cash distributions declared per unit	2.37	2.28	2.18

The accompanying notes are an integral part of the consolidated financial statements.

TEEKAY LNG PARTNERS L.P. AND SUBSIDIARIES (Note 1)
CONSOLIDATED BALANCE SHEETS
(in thousands of U.S. dollars)

	As at December 31, 2010 \$	As at December 31, 2009 \$
ASSETS		
Current		
Cash and cash equivalents	81,055	108,350
Restricted cash - current (note 5)	82,576	32,427
Accounts receivable, including non-trade of \$12,832 (2009 - \$10,264)	19,362	11,047
Prepaid expenses	5,911	8,089
Current portion of derivative assets (note 12)	16,758	16,337
Current portion of net investments in direct financing leases (note 5)	5,635	5,196
Advances to affiliates (note 11m) and to joint venture of nil (2009 - \$1,646)	6,133	22,361
Total current assets	217,430	203,807
Restricted cash – long-term (note 5)	489,562	579,093
Vessels and equipment		
At cost, less accumulated depreciation of \$200,708 (2009 - \$161,486) (note 9)	1,059,465	1,116,653
Vessels under capital leases, at cost, less accumulated depreciation of \$172,113 (2009 – \$138,569) (note 5)	880,576	903,521
Advances on newbuilding contracts (note 13)	79,535	57,430
Total vessels and equipment	2,019,576	2,077,604
Investments in joint ventures (notes 11f and 18)	172,898	91,674
Net investments in direct financing leases (note 5)	410,060	416,245
Advances to joint venture partner (note 7)	10,200	-
Other assets (note 10)	22,967	25,888
Derivative assets (note 12)	45,525	15,794
Intangible assets – net (note 6)	123,546	132,675
Goodwill (note 6)	35,631	35,631
Total assets	3,547,395	3,578,411
LIABILITIES AND EQUITY		
Current		
Accounts payable (includes \$567 and \$1,084 for 2010 and 2009, respectively, owing to related parties) (note 11a)	4,355	4,741
Accrued liabilities (includes \$3,020 and \$2,572 for 2010 and 2009, respectively, owing to related parties) (notes 8, 11a and 12)	38,672	41,825
Unearned revenue	13,944	12,109
Current portion of long-term debt (note 9)	76,408	75,647
Current obligations under capital lease (note 5)	267,382	41,016
Current portion of derivative liabilities (note 12)	50,603	50,056
Advances from joint venture partners (note 7)	59	1,294
Advances from affiliates (note 11m)	133,351	104,265
Total current liabilities	584,774	330,953
Long-term debt (note 9)	1,322,707	1,397,687
Long-term obligations under capital lease (note 5)	470,752	743,254
Long-term unearned revenue	41,700	45,061
Other long-term liabilities (note 5)	64,777	60,467
Derivative liabilities (note 12)	149,362	83,951
Total liabilities	2,634,072	2,661,373
Commitments and contingencies (notes 5, 9, 12 and 13)		
Equity		
Dropdown Predecessor equity	-	43,013
Non-controlling interest	17,123	13,807
Partners' equity	896,200	860,218
Total equity	913,323	917,038
Total liabilities and total equity	3,547,395	3,578,411

Consolidation of variable interest entities (note 13)

The accompanying notes are integral part of the consolidated financial statements.

TEEKAY LNG PARTNERS L.P. AND SUBSIDIARIES (Note 1)
CONSOLIDATED STATEMENTS OF CASH FLOWS
(in thousands of U.S. dollars)

	Year Ended December 31, 2010 \$	Year Ended December 31, 2009 \$	Year Ended December 31, 2008 \$
Cash and cash equivalents provided by (used for)			
OPERATING ACTIVITIES			
Net income (loss)	92,944	81,937	(21,212)
Non-cash items:			
Unrealized loss on derivative instruments (note 12)	34,306	3,788	84,546
Depreciation and amortization	89,347	82,686	76,880
Goodwill impairment (note 6)	-	-	3,648
Unrealized foreign currency exchange (gain) loss	(26,700)	9,532	(17,746)
Equity based compensation	151	361	369
Equity income	(8,043)	(27,639)	(136)
Amortization of deferred debt issuance costs	3,375	1,660	737
Gain on sale of vessel (note 16b)	(4,340)	-	-
Accrued interest and other - net	3,628	1,800	2,488
Change in operating assets and liabilities (note 14a)	3,029	26,988	31,962
Expenditures for drydocking	(12,727)	(9,729)	(11,966)
Net operating cash flow	174,970	171,384	149,570
FINANCING ACTIVITIES			
Excess of purchase price over the contributed basis of Teekay Nakilat (III) Holdings Corporation (note 11f)	-	-	(28,192)
Distribution to Teekay Corporation for the purchase of Kenai LNG Carriers (note 11h)	-	-	(230,000)
Proceeds on sale of 1% interest in Kenai LNG Carriers (note 11k)	-	2,300	-
Distribution to Teekay Corporation for the acquisition of Alexander Spirit LLC, Bermuda Spirit LLC and Hamilton Spirit LLC (note 11i)	(33,997)	-	-
Proceeds from issuance of long-term debt	100,945	220,050	936,988
Debt issuance costs	(137)	(1,281)	(2,233)
Scheduled repayments of long-term debt	(76,018)	(80,301)	(73,613)
Prepayments of long-term debt	(72,000)	(185,900)	(321,000)
Scheduled repayments of capital lease obligations and other long-term liabilities	(39,147)	(37,437)	(33,176)
Proceeds from equity offerings net of offering costs (note 3)	50,921	162,559	202,519
Advances to and from affiliates	16,545	24,041	17,147
Advances to and from joint venture partners	(10,200)	-	621
Repayment of joint venture partners' advances	(1,235)	-	-
Decrease in restricted cash	30,741	30,710	28,340
Cash distributions paid	(135,514)	(114,539)	(97,420)
Excess of purchase price over the contributed basis of Teekay Tangguh Borrower LLC (note 11e)	-	(31,829)	-
Equity contribution from Teekay Corporation to Dropdown Predecessor (notes 14c)	466	1,567	3,281
Other	884	-	-
Net financing cash flow	(167,746)	(10,060)	403,262
INVESTING ACTIVITIES			
Purchase of Excalibur and Excelsior Joint Ventures (note 18)	(35,169)	-	-
Proceeds received from sale of vessel (note 16b)	21,556	-	-
Advances to joint venture	-	(2,856)	(278,723)
Repayments from joint venture	-	-	28,310
Return of capital from Teekay BLT Corporation to joint venture partners (note 11e)	-	-	(28,000)
Receipt of Spanish re-investment tax credit (note 10)	-	-	5,431
Purchase of Teekay Nakilat (III) Holdings Corporation (note 11f)	-	-	(82,007)
Purchase of Teekay Tangguh Borrower LLC (note 11e)	-	(37,259)	-
Receipts from direct financing leases	5,746	4,426	-
Expenditures for vessels and equipment	(26,652)	(134,926)	(172,093)
Net investing cash flow	(34,519)	(170,615)	(527,082)
(Decrease) Increase in cash and cash equivalents	(27,295)	(9,291)	25,750
Cash and cash equivalents, beginning of the year	108,350	117,641	91,891
Cash and cash equivalents, end of the year	81,055	108,350	117,641

Supplemental cash flow information (note 14).

The accompanying notes are an integral part of the consolidated financial statements.

TEEKAY LNG PARTNERS L.P. AND SUBSIDIARIES (Note 1)
CONSOLIDATED STATEMENTS OF CHANGES IN TOTAL EQUITY
(in thousands of U.S. dollars and units)

	TOTAL EQUITY							
	Dropdown Predecessor Equity	Partners' Equity					Non- controlling Interest	Total
		Common		Subordinated		General Partner		
		\$	Units	\$	Units	\$		
Balance as at December 31, 2007	1,118	22,540	454,459	14,735	227,133	26,582	141,378	850,670
Net change in parent's equity in								
Dropdown Predecessor (note 1)	224,366	-	-	-	-	-	-	224,366
Net loss and comprehensive loss	894	-	9,509	-	(2,906)	11,989	(40,698)	(21,212)
Cash distributions	-	-	(65,002)	-	(27,996)	(4,422)	-	(97,420)
Proceeds from follow-on public offering of units, net of offering costs of \$6.2 million (note 3)	-	7,114	198,345	-	-	4,174	-	202,519
Re-investment tax credit (note 10)	-	-	3,218	-	2,104	109	-	5,431
Equity based compensation	-	-	255	-	107	7	-	369
Conversion of subordinated units to common units (note 15)	-	3,684	46,040	(3,684)	(46,040)	-	-	-
Teekay Tangguh Joint Venture repayment of contributed capital (note 11e)	-	-	-	-	-	-	(28,000)	(28,000)
Purchase of Teekay Nakilat (III) Holdings Corporation (note 11f)	-	-	(11,307)	-	(15,908)	(977)	(69,818)	(98,010)
Purchase of Kenai LNG Carriers from Teekay Corporation (note 11h)	(226,378)	-	(1,305)	-	(2,203)	(114)	-	(230,000)
Balance as at December 31, 2008	-	33,338	634,212	11,051	134,291	37,348	2,862	808,713
Net change in parent's equity in								
Dropdown Predecessor (note 1)	37,711	-	-	-	-	-	-	37,711
Net income and comprehensive income	5,302	-	35,108	-	7,037	5,180	29,310	81,937
Cash distributions	-	-	(87,051)	-	(20,997)	(6,491)	-	(114,539)
Proceeds from follow-on public offering of units, net of offering costs of \$7.6 million (note 3)	-	7,951	159,155	-	-	3,404	-	162,559
Re-investment tax credit (note 10)	-	-	(3,795)	-	(813)	(92)	-	(4,700)
Equity based compensation	-	-	292	-	61	8	-	361
Conversion of subordinated units to common units (note 15)	-	3,684	42,010	(3,684)	(42,010)	-	-	-
Acquisition of interest rate swaps (note 11j)	-	-	(3,839)	-	(872)	(99)	-	(4,810)
Purchase of Teekay Tangguh Borrower LLC from Teekay Corporation (note 11e)	-	-	(21,678)	-	(8,952)	(1,199)	(20,665)	(52,494)
Sale of 1% interest in Kenai LNG Carriers to Teekay General Partner (note 11k)	-	-	-	-	-	-	2,300	2,300
Balance as at December 31, 2009	43,013	44,973	754,414	7,367	67,745	38,059	13,807	917,038
Net change in parent's equity in								
Dropdown Predecessor (note 1)	466	-	-	-	-	-	-	466
Net income and comprehensive income	2,258	-	75,028	-	3,700	8,896	3,062	92,944
Cash distributions	-	-	(118,114)	-	(8,620)	(8,780)	-	(135,514)
Equity based compensation	-	-	148	-	-	3	-	151
Additional offering costs related to November 2009 follow-on equity offering (note 3)	-	-	(111)	-	(18)	(2)	-	(131)
Purchase of Alexander Spirit LLC, Bermuda Spirit LLC and Hamilton Spirit LLC from Teekay Corporation (note 11j)	(45,737)	-	(2,471)	-	(1,020)	(148)	-	(49,376)
Conversion of subordinated units to common units (note 15)	-	7,367	61,787	(7,367)	(61,787)	-	-	-
Acquisition of interest rate swap (note 11j)	-	-	(1,470)	-	-	(30)	-	(1,500)
Direct equity placement, net of offering costs of \$0.1 million (note 3)	-	1,713	49,901	-	-	1,020	-	50,921
Purchase of Excalibur and Excelsior Joint Ventures (note 18)	-	1,053	37,309	-	-	761	254	38,324
Balance as at December 31, 2010	-	55,106	856,421	-	-	39,779	17,123	913,323

The accompanying notes are an integral part of the consolidated financial statements.

TEEKAY LNG PARTNERS L.P. AND SUBSIDIARIES
NOTES TO THE CONSOLIDATED FINANCIAL STATEMENTS

(all tabular amounts stated in thousands of U.S. dollars, except unit and per unit data or unless otherwise indicated)

1. Basis of presentation

The consolidated financial statements have been prepared in accordance with United States generally accepted accounting principles (or GAAP). These financial statements include the accounts of Teekay LNG Partners L.P., which is a limited partnership organized under the laws of the Republic of The Marshall Islands, its wholly owned or controlled subsidiaries, the Dropdown Predecessor, as described below, and certain variable interest entities (see Note 13). Significant intercompany balances and transactions have been eliminated upon consolidation. The preparation of financial statements in conformity with GAAP requires management to make estimates and assumptions that affect the amounts reported in the financial statements and accompanying notes. Actual results could differ from those estimates.

The Partnership has accounted for the acquisition of interests in vessels from Teekay Corporation as a transfer of a business between entities under common control. The method of accounting for such transfers is similar to the pooling of interests method of accounting. Under this method, the carrying amount of net assets recognized in the balance sheets of each combining entity are carried forward to the balance sheet of the combined entity, and no other assets or liabilities are recognized as a result of the combination. The excess of the proceeds paid, if any, by the Partnership over Teekay Corporation's historical cost is accounted for as an equity distribution to Teekay Corporation. In addition, transfers of net assets between entities under common control are accounted for as if the transfer occurred from the date that the Partnership and the acquired vessels were both under the common control of Teekay Corporation and had begun operations. As a result, the Partnership's financial statements prior to the date the interests in these vessels were actually acquired by the Partnership are retroactively adjusted to include the results of these vessels during the periods they were under common control of Teekay Corporation and had begun operations.

On March 17, 2010, the Partnership acquired two 2009-built Suezmax tankers, the *Bermuda Spirit* and the *Hamilton Spirit* (or the *Centrofin Suezmaxes*), and a 2007-built Handymax Product tanker, the *Alexander Spirit*, from Teekay Corporation and the related long-term, fixed-rate time-charter contracts. On April 1, 2008, the Partnership acquired interests in two LNG vessels (the *Kenai LNG Carriers*) from Teekay Corporation and immediately chartered the vessels back to Teekay Corporation. These transactions were deemed to be business acquisitions between entities under common control. As a result, the Partnership's balance sheet as at December 31, 2009 and the consolidated statements of income (loss), cash flows and changes in total equity for the years ended December 31, 2010, 2009 and 2008 reflect these five vessels and their results of operations, referred to herein as the *Dropdown Predecessor*, as if the Partnership had acquired them when each respective vessel began operations under the ownership of Teekay Corporation. These vessels began operations under the ownership of Teekay Corporation on December 13 and 14, 2007 (the *Kenai LNG Carriers*), on May 27, 2009 (*Bermuda Spirit*), June 24, 2009 (*Hamilton Spirit*) and September 3, 2009 (*Alexander Spirit*). The effect of adjusting the Partnership's financial statements to account for these common control exchanges increased the Partnership's net income (loss) by \$2.3 million, \$5.3 million and \$0.9 million for the years ended December 31, 2010, 2009 and 2008, respectively.

The Partnership's consolidated financial statements include the financial position, results of operations and cash flows of the Dropdown Predecessor. In the preparation of these consolidated financial statements, general and administrative expenses and interest expense were not identifiable as relating solely to the vessels. General and administrative expenses (consisting primarily of salaries and other employee related costs, office rent, legal and professional fees, and travel and entertainment) were allocated based on the Dropdown Predecessor's proportionate share of Teekay Corporation's total ship-operating (calendar) days for the period presented. In addition, the Dropdown Predecessor was capitalized in part with non-interest bearing loans or equity from Teekay Corporation and its subsidiaries. These intercompany loans and equity were generally used to finance the acquisition of the vessels. Interest expense includes the allocation of interest to the Dropdown Predecessor from Teekay Corporation and its subsidiaries based upon the weighted-average outstanding balance of these intercompany loans and equity and the weighted-average interest rate outstanding on Teekay Corporation's loan facilities that were used to finance these intercompany loans and equity. Management believes these allocations reasonably present the general and administrative expenses and interest expense of the Dropdown Predecessor (see Note 11a).

Certain of the comparative figures have been reclassified to conform to the presentation adopted in the current period.

TEEKAY LNG PARTNERS L.P. AND SUBSIDIARIES
NOTES TO THE CONSOLIDATED FINANCIAL STATEMENTS
(all tabular amounts stated in thousands of U.S. dollars, except unit and per unit data or unless otherwise indicated)

Foreign currency

The consolidated financial statements are stated in U.S. Dollars and the functional currency of the Partnership and its subsidiaries is the U.S. Dollar. Transactions involving other currencies during the year are converted into U.S. Dollars using the exchange rates in effect at the time of the transactions. At the balance sheet date, monetary assets and liabilities that are denominated in currencies other than the U.S. Dollar are translated to reflect the year-end exchange rates. Resulting gains or losses are reflected separately in the accompanying consolidated statements of income (loss).

Operating revenues and expenses

The lease element of time-charters accounted for as operating leases are recognized by the Partnership daily over the term of the charter as the applicable vessel operates under the charter. The lease element of the Partnership's time charters that are accounted for as direct financing leases are reflected on the balance sheets as net investments in direct financing leases. The lease revenue is recognized on an effective interest rate method over the lease term and is included in voyage revenues. The Partnership recognizes revenues from the non-lease element of time-charter contracts daily as services are performed. The Partnership does not recognize revenues during days that the vessel is off-hire.

Voyage expenses are all expenses unique to a particular voyage, including bunker fuel expenses, port fees, cargo loading and unloading expenses, canal tolls, agency fees and commissions. Vessel operating expenses include crewing, repairs and maintenance, insurance, stores, lube oils and communication expenses. Voyage expenses and vessel operating expenses are recognized when incurred.

Cash and cash equivalents

The Partnership classifies all highly-liquid investments with a maturity date of three months or less when purchased as cash and cash equivalents.

Accounts receivable and allowance for doubtful accounts

Accounts receivable are recorded at the invoiced amount and do not bear interest. The allowance for doubtful accounts is the Partnership's best estimate of the amount of probable credit losses in existing accounts receivable. The Partnership determines the allowance based on historical write-off experience and customer economic data. The Partnership reviews the allowance for doubtful accounts regularly and past due balances are reviewed for collectability. Account balances are charged off against the allowance when the Partnership believes that the receivable will not be recovered.

Loan receivables

The Partnership's loan receivables are recorded at cost. The premium paid over the outstanding principal amount, if any, is amortized to interest income over the term of the loan using the effective interest rate method. The Partnership analyzes its loans for impairment during each reporting period. A loan is impaired when, based on current information and events, it is probable that the Partnership will be unable to collect all amounts due according to the contractual terms of the loan agreement. Factors the Partnership considers in determining that a loan is impaired include, among other things, an assessment of the financial condition of the debtor, payment history of the debtor, general economic conditions, the credit rating of the debtor, any information provided by the debtor regarding their ability to repay the loan. When a loan is impaired, the Partnership measures the amount of the impairment based on the present value of expected future cash flows discounted at the loan's effective interest rate and recognizes the resulting impairment in earnings.

The following table contains a summary of the Partnership's loan receivables and other financing receivables by type of borrower and the method by which the Partnership monitors the credit quality of its financing receivables on a quarterly basis.

Class of Financing Receivable	Credit Quality		December 31,
	Indicator	Grade	2010
			\$
Direct financing leases	Payment activity	Performing	415,695
Other receivables			
Long-term receivable included in other assets	Payment activity	Performing	410
Advances to joint venture partner	Other internal metrics	Performing	10,200
			<u>426,305</u>

Vessels and equipment

All pre-delivery costs incurred during the construction of newbuildings, including interest and supervision and technical costs, are capitalized. The acquisition cost (net of any government grants received) and all costs incurred to restore used vessels purchased by the Partnership to the standards required to properly service the Partnership's customers are capitalized.

Depreciation is calculated on a straight-line basis over a vessel's estimated useful life, less an estimated residual value. Depreciation is calculated using an estimated useful life of 25 years for Conventional tankers, 30 years for LPG carriers and 35 years for LNG carriers, from the date the vessel is delivered from the shipyard, or a shorter period if regulations prevent the Partnership from operating the vessels for 25 years, 30 years, or 35 years, respectively. Depreciation of vessels and equipment (including depreciation attributable to the Dropdown Predecessor)

TEEKAY LNG PARTNERS L.P. AND SUBSIDIARIES
NOTES TO THE CONSOLIDATED FINANCIAL STATEMENTS

(all tabular amounts stated in thousands of U.S. dollars, except unit and per unit data or unless otherwise indicated)

for the years ended December 31, 2010, 2009 and 2008 aggregated \$72.8 million, \$69.0 million and \$64.2 million, respectively. Depreciation and amortization includes depreciation on all owned vessels and amortization of vessels accounted for as capital leases.

Vessel capital modifications include the addition of new equipment or can encompass various modifications to the vessel which are aimed at improving and/or increasing the operational efficiency and functionality of the asset. This type of expenditure is amortized over the estimated useful life of the modification. Expenditures covering recurring routine repairs and maintenance are expensed as incurred.

Interest costs capitalized to vessels and equipment for the years ended December 31, 2010, 2009 and 2008 aggregated \$4.2 million, \$8.0 million and \$11.4 million, respectively.

Gains on vessels sold and leased back under capital leases are deferred and amortized over the remaining estimated useful life of the vessel. Losses on vessels sold and leased back under capital leases are recognized immediately when the fair value of the vessel at the time of sale-leaseback is less than its book value. In such case, the Partnership would recognize a loss in the amount by which book value exceeds fair value.

Generally, the Partnership drydocks each of its vessels every five years. In addition, a shipping society classification intermediate survey is performed on the Partnership's LNG and LPG carriers between the second and third year of the five-year drydocking period. The Partnership capitalizes a portion of the costs incurred during drydocking and for the survey and amortizes those costs on a straight-line basis from the completion of a drydocking or intermediate survey over the estimated useful life of the drydock. The Partnership includes in capitalized drydocking those costs incurred as part of the drydocking to meet regulatory requirements, or expenditures that either add economic life to the vessel, increase the vessel's earning capacity or improve the vessel's operating efficiency. The Partnership expenses costs related to routine repairs and maintenance performed during drydocking that do not improve operating efficiency or extend the useful lives of the assets.

Drydocking activity for the three years ended December 31, 2010, 2009 and 2008 is summarized as follows:

	Year Ended December 31,		
	2010	2009	2008
	\$	\$	\$
Balance at January 1,	20,477	15,257	6,854
Cost incurred for drydocking	12,727	9,729	11,966
Sale of vessel	(1,477)	-	-
Drydock amortization	(7,334)	(4,509)	(3,563)
Balance at December 31,	24,393	20,477	15,257

Vessels and equipment that are "held and used" are assessed for impairment when events or circumstances indicate the carrying amount of the asset may not be recoverable. If the asset's net carrying value exceeds the net undiscounted cash flows expected to be generated over its remaining useful life, the carrying amount of the asset is reduced to its estimated fair value. Estimated fair value is determined based on discounted cash flows or appraised values.

Investments in joint ventures

The Partnership's investments in joint ventures are accounted for using the equity method of accounting. Under the equity method of accounting, investments are stated at initial cost and are adjusted for subsequent additional investments and the Partnership's proportionate share of earnings or losses and distributions. The Partnership evaluates its investment in joint ventures for impairment when events or circumstances indicate that the carrying value of such investments may have experienced an other-than-temporary decline in value below its carrying value. If the estimated fair value is less than the carrying value, the carrying value is written down to its estimated fair value and the resulting impairment is recorded in the Partnership's statement of income (loss).

Debt issuance costs

Debt issuance costs, including fees, commissions and legal expenses, are presented as other assets and are deferred and amortized on an effective interest rate method over the term of the relevant loan. Amortization of debt issuance costs is included in interest expense.

Goodwill and intangible assets

Goodwill and indefinite lived intangible assets are not amortized, but reviewed for impairment annually or more frequently if impairment indicators arise. A fair value approach is used to identify potential goodwill impairment and, when necessary, measure the amount of impairment. The Partnership uses a discounted cash flow model to determine the fair value of reporting units, unless there is a readily determinable fair market value.

The Partnership's finite life intangible assets consist of acquired time-charter contracts and are amortized on a straight-line basis over the remaining term of the time-charters. Finite life intangible assets are assessed for impairment when events or circumstances indicate that the carrying value may not be recoverable.

TEEKAY LNG PARTNERS L.P. AND SUBSIDIARIES
NOTES TO THE CONSOLIDATED FINANCIAL STATEMENTS
(all tabular amounts stated in thousands of U.S. dollars, except unit and per unit data or unless otherwise indicated)

Derivative instruments

All derivative instruments are initially recorded at cost as either assets or liabilities in the accompanying consolidated balance sheets and subsequently remeasured to fair value, regardless of the purpose or intent for holding the derivative. The method of recognizing the resulting gain or loss is dependent on whether the derivative contract is designed to hedge a specific risk and also qualifies for hedge accounting. The Partnership currently does not apply hedge accounting to its derivative instruments.

For derivative financial instruments that are not designated or that do not qualify as hedges for accounting purposes, the changes in the fair value of the derivative financial instruments are recognized in earnings. Gains and losses from the Partnership's non-designated interest rate swaps and the Partnership's agreement with Teekay Corporation for the Suezmax tanker the *Toledo Spirit* are recorded in realized and unrealized gain (loss) on derivative instruments in the Partnership's statements of income (loss) (see Note 11g).

Income taxes

The Partnership accounts for income taxes using the liability method. All but two of the Partnership's Spanish-flagged vessels are subject to the Spanish Tonnage Tax Regime (or *TTR*). Under this regime, the applicable tax is based on the weight (measured as net tonnage) of the vessel and the number of days during the taxable period that the vessel is at the Partnership's disposal, excluding time required for repairs. The income the Partnership receives with respect to the remaining two Spanish-flagged vessels is taxed in Spain at a rate of 30%. However, these two vessels are registered in the Canary Islands Special Ship Registry. Consequently, the Partnership is allowed a credit, equal to 90% of the tax payable on income from the commercial operation of these vessels, against the tax otherwise payable. This effectively results in an income tax rate of approximately 3% on income from the operation of these two Spanish-flagged vessels.

The Partnership recognizes the benefits of uncertain tax positions when it is more-likely-than-not that a tax position taken or expected to be taken in a tax return will be sustained upon examination, including resolution of any related appeals or litigation processes, based on the technical merits of the position. If a tax position meets the more-likely-than-not recognition threshold, it is measured to determine the amount of benefit to recognize in the financial statements.

Guarantees

Guarantees issued by the Partnership, excluding those that are guaranteeing its own performance, are recognized at fair value at the time the guarantees are issued and are presented in the Partnership's consolidated balance sheets as other long-term liabilities. The liability recognized on issuance is amortized to either other (expense) income – net or interest expense on the Partnership's consolidated statements of income (loss) as the Partnership's risk from the guarantees declines over the term of the guarantee. If it becomes probable that the Partnership will have to perform under a guarantee, the Partnership will recognize an additional liability if the amount of the loss can be reasonably estimated.

Comprehensive income

During the years ended December 31, 2010, 2009 and 2008 the Partnership's comprehensive income (loss) and net income (loss) were the same.

Adoption of New Accounting Pronouncements

In January 2010, the Partnership adopted an amendment to Financial Accounting Standards Board (or *FASB*) Accounting Standards Codification (or *ASC*) 810, *Consolidations*, that eliminates certain exceptions to consolidating qualifying special-purpose entities, contains new criteria for determining the primary beneficiary, and increases the frequency of required reassessments to determine whether a company is the primary beneficiary of a variable interest entity. This amendment also contains a new requirement that any term, transaction, or arrangement that does not have a substantive effect on an entity's status as a variable interest entity, a company's power over a variable interest entity, or a company's obligation to absorb losses or its right to receive benefits of an entity must be disregarded. The elimination of the qualifying special-purpose entity concept and its consolidation exceptions means more entities will be subject to consolidation assessments and reassessments. During February 2010, the scope of the revised standard was modified to indefinitely exclude certain entities from the requirement to be assessed for consolidation. The adoption of this amendment did not have an impact on the Partnership's consolidated financial statements.

In July 2010, the FASB issued an amendment to FASB ASC 310, *Receivables*, that requires companies to provide more information in their disclosures about the credit quality of their financing receivables and the credit reserves held against them. The disclosures required on the adoption of this amendment are included as part of this note.

TEEKAY LNG PARTNERS L.P. AND SUBSIDIARIES
NOTES TO THE CONSOLIDATED FINANCIAL STATEMENTS
(all tabular amounts stated in thousands of U.S. dollars, except unit and per unit data or unless otherwise indicated)

2. Fair Value Measurements

The following methods and assumptions were used to estimate the fair value of each class of financial instrument:

Cash and cash equivalents and restricted cash – The fair value of the Partnership's cash and cash equivalents and restricted cash approximates its carrying amounts reported in the consolidated balance sheets.

Long-term debt – The fair values of the Partnership's fixed-rate and variable-rate long-term debt are estimated using discounted cash flow analyses based on rates currently available for debt with similar terms and remaining maturities.

Advances to and from affiliates and joint venture – The fair value of the Partnership's advances to and from affiliates and joint venture approximates their carrying amounts reported in the accompanying consolidated balance sheets due to the current nature of the balances.

Advances to and from joint venture partners – The fair value of the Partnership's advances to its joint venture partner as at December 31, 2010 is not determinable given the related party nature of the balance. The fair value of the Partnership's advances from its joint venture partners as at December 31, 2009 approximates its carrying amount reported in the accompanying consolidated balance sheets due to the current nature of the balance.

Interest rate swap agreements – The Partnership transacts all of its interest rate swap agreements through financial institutions that are investment-grade rated at the time of the transaction and requires no collateral from these institutions. The fair value of the Partnership's interest rate swaps is the estimated amount that the Partnership would receive or pay to terminate the agreements at the reporting date, taking into account the fixed interest rate in the interest rate swap, current interest rates and the current credit worthiness of either the Partnership or the swap counterparties depending on whether the swaps are in asset or liability position. The estimated amount is the present value of future cash flows.

Other derivative – The Partnership's other derivative agreement is between Teekay Corporation and the Partnership and relates to hire payments under the time-charter contract for the Suezmax tanker *Toledo Spirit* (see Note 11g). The fair value of this derivative agreement is the estimated amount that the Partnership would receive or pay to terminate the agreement at the reporting date, based on the present value of the Partnership's projection of future spot market tanker rates, which have been derived from current spot market tanker rates and long-term historical average rates.

The Partnership categorizes the fair value estimates by a fair value hierarchy based on the inputs used to measure fair value. The fair value hierarchy has three levels based on the reliability of the inputs used to determine fair value as follows:

- Level 1. Observable inputs such as quoted prices in active markets;
- Level 2. Inputs, other than the quoted prices in active markets, that are observable either directly or indirectly; and
- Level 3. Unobservable inputs in which there is little or no market data, which require the reporting entity to develop its own assumptions.

The estimated fair value of the Partnership's financial instruments and categorization using the fair value hierarchy for those financial instruments that are measured at fair value on a recurring basis is as follows:

Fair Value Hierarchy Level ⁽¹⁾	December 31, 2010		December 31, 2009	
	Carrying Amount Asset (Liability) \$	Fair Value Asset (Liability) \$	Carrying Amount Asset (Liability) \$	Fair Value Asset (Liability) \$
Cash and cash equivalents and restricted cash	653,193	653,193	719,870	719,870
Advances to and from affiliates and joint venture	(127,218)	(127,218)	(81,904)	(81,904)
Long-term debt (note 9)	(1,399,115)	(1,292,026)	(1,473,334)	(1,316,668)
Advances to and from joint venture partners (note 7)	10,141	(2)	(1,294)	(1,294)
Derivative instruments (note 12)				
Interest rate swap agreements – assets	Level 2	66,870	36,744	36,744
Interest rate swap agreements – liabilities	Level 2	(201,463)	(134,946)	(134,946)
Other derivative	Level 3	(10,000)	(10,600)	(10,600)

- (1) The fair value hierarchy level is only applicable to each financial instrument on the consolidated balance sheets that are recorded at fair value on a recurring basis.
- (2) The fair value of the Partnership's advances to its joint venture partner as at December 31, 2010 was not determinable given the amounts are non-current with no fixed repayment terms.

Changes in fair value during the years ended December 31, 2010 and 2009 for assets (liabilities) that are measured at fair value on a recurring basis using significant unobservable inputs (Level 3) are as follows:

Year ended December 31,

TEEKAY LNG PARTNERS L.P. AND SUBSIDIARIES
NOTES TO THE CONSOLIDATED FINANCIAL STATEMENTS
(all tabular amounts stated in thousands of U.S. dollars, except unit and per unit data or unless otherwise indicated)

	2010 \$	2009 \$
Fair value at January 1	(10,600)	(17,955)
Unrealized gains included in earnings	600	7,355
Fair value at December 31	(10,000)	(10,600)

No non-financial assets or non-financial liabilities were carried at fair value at December 31, 2010 or December 31, 2009.

3. Equity Offerings

On April 23, 2008, the Partnership completed an equity offering of 5.0 million common units at a price of \$28.75 per unit, for gross proceeds of approximately \$143.8 million. On May 8, 2008, the underwriters partially exercised their over-allotment option and purchased an additional 0.4 million common units for an additional \$10.8 million in gross proceeds to the Partnership. Concurrently with the public offering, Teekay Corporation acquired 1.7 million common units of the Partnership at the same public offering price for a total cost of \$50.0 million. As a result of these equity transactions, the Partnership raised gross equity proceeds of \$208.7 million (including the General Partner's 2% proportionate capital contribution), and Teekay Corporation's ownership in the Partnership was reduced from 63.7% to 57.7% (including its indirect 2% general partner interest). The Partnership used the total net proceeds from the equity offerings of approximately \$202.5 million to reduce amounts outstanding under the Partnership's revolving credit facilities that were used to fund the acquisitions of interests in LNG carriers.

On March 30, 2009, the Partnership completed an equity offering of 4.0 million common units at a price of \$17.60 per unit. As a result of the offering, the Partnership raised gross equity proceeds of \$71.8 million (including the General Partner's 2% proportionate capital contribution), and Teekay Corporation's ownership in the Partnership was reduced from 57.7% to 53.05% (including its indirect 2% general partner interest). The Partnership used the total net offering proceeds of approximately \$68.7 million to prepay amounts outstanding on two of its revolving credit facilities.

On November 20, 2009, the Partnership completed an equity offering of 3.5 million common units at a price of \$24.40 per unit, for gross proceeds of approximately \$85.4 million. On November 25, 2009, the underwriters partially exercised their over-allotment option and purchased an additional 0.5 million common units for an additional \$11.0 million in gross proceeds to the Partnership. As a result of these equity transactions, the Partnership raised gross equity proceeds of \$98.4 million (including the General Partner's 2% proportionate capital contribution), and Teekay Corporation's ownership in the Partnership was reduced from 53.05% to 49.2% (including its indirect 2% general partner interest). The Partnership used the total net offering proceeds of approximately \$93.7 million to prepay amounts outstanding on two of its revolving credit facilities.

On July 15, 2010, the Partnership completed a direct equity placement of 1.7 million common units at a price of \$29.18 per unit to an institutional investor. As a result of the offering, the Partnership raised gross equity proceeds of \$51.0 million (including the General Partner's 2% proportionate capital contribution), and Teekay Corporation's ownership in the Partnership was reduced from 49.2% to 46.8% (including its indirect 2% general partner interest). The Partnership used the total net offering proceeds of approximately \$50.9 million to prepay amounts outstanding on one of its revolving credit facilities and for general partnership purposes.

TEEKAY LNG PARTNERS L.P. AND SUBSIDIARIES
NOTES TO THE CONSOLIDATED FINANCIAL STATEMENTS
(all tabular amounts stated in thousands of U.S. dollars, except unit and per unit data or unless otherwise indicated)

4. Segment Reporting

The Partnership has two reportable segments, its liquefied gas segment and its conventional tanker segment. The Partnership's liquefied gas segment consists of LNG and liquefied petroleum gas (or *LPG*) carriers subject to long-term, fixed-rate time-charters to international energy companies and Teekay Corporation (see Note 11h). As at December 31, 2010, the Partnership's liquefied gas segment consisted of seventeen LNG carriers (including six LNG carriers included in joint ventures that are accounted for under the equity method) and two LPG carriers. The Partnership's conventional tanker segment consisted of ten Suezmax-class crude oil tankers and one Handymax Product tanker operating on long-term, fixed-rate time-charter contracts to international energy and shipping companies. Segment results are evaluated based on income from vessel operations. The accounting policies applied to the reportable segments are the same as those used in the preparation of the Partnership's consolidated financial statements.

The following table presents voyage revenues and percentage of consolidated voyage revenues for customers that accounted for more than 10% of the Partnership's consolidated voyage revenues during any of the periods presented.

(U.S. dollars in millions)	Year Ended December 31, 2010	Year Ended December 31, 2009	Year Ended December 31, 2008
Ras Laffan Liquefied Natural Gas Company Ltd. ⁽²⁾	\$68.7 or 18%	\$68.7 or 20%	\$68.4 or 22%
Repsol YPF, S.A. ⁽²⁾	\$51.9 or 14%	\$51.5 or 15%	\$55.2 or 18%
Compania Espanola de Petroleos ⁽¹⁾	\$44.0 or 12%	\$44.5 or 13%	\$65.3 or 21%
The Tangguh Production Sharing Contractors ⁽²⁾	\$42.8 or 11%	Less than 10%	-
Teekay Corporation ⁽²⁾	\$36.5 or 10%	\$38.9 or 11%	Less than 10%

⁽¹⁾ Conventional tanker segment

⁽²⁾ Liquefied gas segment

TEEKAY LNG PARTNERS L.P. AND SUBSIDIARIES
NOTES TO THE CONSOLIDATED FINANCIAL STATEMENTS
(all tabular amounts stated in thousands of U.S. dollars, except unit and per unit data or unless otherwise indicated)

The following tables include results for these segments for the years presented in these financial statements.

	Year Ended December 31, 2010		
	Liquefied Gas Segment \$	Conventional Tanker Segment \$	Total \$
Voyage revenues	264,816	109,192	374,008
Voyage expenses	29	2,013	2,042
Vessel operating expenses	46,496	38,081	84,577
Depreciation and amortization	60,954	28,393	89,347
General and administrative ⁽¹⁾	12,239	11,008	23,247
Gain on sale of vessel	(4,340)	-	(4,340)
Restructuring charge	-	175	175
Income from vessel operations	149,438	29,522	178,960
Equity income	8,043	-	8,043
Investment in joint ventures	172,898	-	172,898
Total assets at December 31, 2010	2,866,541	568,393	3,434,934
Expenditures for vessels and equipment ⁽²⁾	24,095	2,557	26,652
Expenditures for drydock	2,014	10,713	12,727

	Year Ended December 31, 2009		
	Liquefied Gas Segment \$	Conventional Tanker Segment \$	Total \$
Voyage revenues	252,854	90,194	343,048
Voyage expenses	1,018	1,016	2,034
Vessel operating expenses	50,919	31,455	82,374
Depreciation and amortization	59,088	23,598	82,686
General and administrative ⁽¹⁾	11,033	8,731	19,764
Restructuring charge	1,381	1,869	3,250
Income from vessel operations	129,415	23,525	152,940
Equity income	27,639	-	27,639
Investment in and advances to joint venture	93,320	-	93,320
Total assets at December 31, 2009	2,846,685	583,525	3,430,210
Expenditures for vessels and equipment ⁽²⁾	133,563	1,363	134,926
Expenditures for drydock	8,409	1,320	9,729

	Year Ended December 31, 2008		
	Liquefied Gas Segment \$	Conventional Tanker Segment \$	Total \$
Voyage revenues	222,318	92,086	314,404
Voyage expenses	1,397	1,856	3,253
Vessel operating expenses	49,400	27,713	77,113
Depreciation and amortization	57,880	19,000	76,880
General and administrative ⁽¹⁾	11,247	8,954	20,201
Goodwill impairment	-	3,648	3,648
Income from vessel operations	102,394	30,915	133,309
Equity income	136	-	136
Investment in and advances to joint venture	64,382	-	64,382
Total assets at December 31, 2008	2,891,106	396,131	3,287,237
Expenditures for vessels and equipment ⁽²⁾	169,769	2,324	172,093
Expenditures for drydock	6,179	5,787	11,966

- (1) Includes direct general and administrative expenses and indirect general and administrative expenses (allocated to each segment based on estimated use of corporate resources).
- (2) Excludes non-cash investing activities (see Note 14).

TEEKAY LNG PARTNERS L.P. AND SUBSIDIARIES
NOTES TO THE CONSOLIDATED FINANCIAL STATEMENTS
(all tabular amounts stated in thousands of U.S. dollars, except unit and per unit data or unless otherwise indicated)

A reconciliation of total segment assets presented in the consolidated balance sheet is as follows:

	December 31, 2010 \$	December 31, 2009 \$
Total assets of the liquefied gas segment	2,866,541	2,846,685
Total assets of the conventional tanker segment	568,393	583,525
Cash and cash equivalents	81,055	108,350
Accounts receivable and prepaid expenses	25,273	19,136
Advances to affiliates	6,133	20,715
Consolidated total assets	3,547,395	3,578,411

5. Leases and Restricted Cash

Capital Lease Obligations

	December 31, 2010 \$	December 31, 2009 \$
RasGas II LNG Carriers	470,752	470,138
Spanish-Flagged LNG Carrier	81,881	119,068
Suezmax Tankers	185,501	195,064
Total	738,134	784,270
Less current portion	267,382	41,016
Total	470,752	743,254

RasGas II LNG Carriers. As at December 31, 2010, the Partnership owned a 70% interest in Teekay Nakilat Corporation (or *Teekay Nakilat*), which is the lessee under 30-year capital lease arrangements relating to three LNG carriers (or the *RasGas II LNG Carriers*) that operate under time-charter contracts with Ras Laffan Liquefied Natural Gas Co. Limited (II), a joint venture between Qatar Petroleum and ExxonMobil RasGas Inc., a subsidiary of ExxonMobil Corporation. All amounts below and in the table above relating to the RasGas II LNG Carriers capital leases include the Partnership's joint venture partner's 30% share.

Under the terms of the RasGas II LNG Carriers capital lease arrangements, the lessor claims tax depreciation on the capital expenditures it incurred to acquire these vessels. As is typical in these leasing arrangements, tax and change of law risks are assumed by the lessee. Lease payments under the lease arrangements are based on certain tax and financial assumptions at the commencement of the leases. If an assumption proves to be incorrect, the lessor is entitled to increase the lease payments to maintain its agreed after-tax margin.

During 2008, the Partnership agreed under the terms of its tax lease indemnification guarantee to increase its capital lease payments for the three LNG carriers to compensate the lessor for losses suffered as a result of changes in tax rates. The estimated increase in lease payments was approximately \$8.1 million over the term of the lease, with a carrying value of \$7.7 million as at December 31, 2010. This amount is included as part of other long-term liabilities in the Partnership's consolidated balance sheets. In addition, the Partnership's carrying amount of the remaining tax indemnification guarantee as at December 31, 2010 is \$8.9 million and is also included as part of other long-term liabilities in the Partnership's consolidated balance sheets.

The tax indemnification is for the duration of the lease contract with the third party plus the years it would take for the lease payments to be statute barred, and ends in 2041. Although there is no maximum potential amount of future payments, Teekay Nakilat may terminate the lease arrangements on a voluntary basis at any time. If the lease arrangements terminate, Teekay Nakilat will be required to pay termination sums to the lessor sufficient to repay the lessor's investment in the vessels and to compensate it for the tax effect of the terminations, including recapture of any tax depreciation.

TEEKAY LNG PARTNERS L.P. AND SUBSIDIARIES
NOTES TO THE CONSOLIDATED FINANCIAL STATEMENTS

(all tabular amounts stated in thousands of U.S. dollars, except unit and per unit data or unless otherwise indicated)

At their inception, the weighted-average interest rate implicit in these leases was 5.2%. These capital leases are variable-rate capital leases. As at December 31, 2010, the commitments under these capital leases approximated \$1.0 billion, including imputed interest of (\$554.3) million, repayable as follows:

<u>Year</u>	<u>Commitment</u>
2011	\$24,000
2012	\$24,000
2013	\$24,000
2014	\$24,000
2015	\$24,000
Thereafter	\$905,128

As the payments in the next five years only cover a portion of the estimated interest expense, the lease obligation will continue to increase. Starting 2024, the lease payments will increase to cover both interest and principal to commence reduction of the principal portion of the lease obligations.

Spanish-Flagged LNG Carrier. As at December 31, 2010, the Partnership was a party to a capital lease on one LNG carrier the *Madrid Spirit* which is structured as a "Spanish tax lease". Under the terms of the Spanish tax lease for the *Madrid Spirit*, which includes the Partnership's contractual right to full operation of the vessel pursuant to a bareboat charter, the Partnership will purchase the vessel at the end of the lease term in December 2011. The purchase obligation has been fully funded with restricted cash deposits described below. At its inception, the interest rate implicit in the Spanish tax lease was 5.8%. As at December 31, 2010, the commitments under this capital lease, including the purchase obligation, approximated 64.8 million Euros (\$86.8 million), including imputed interest of 3.6 million Euros (\$4.9 million), repayable in 2011.

Suezmax Tankers. As at December 31, 2010, the Partnership was a party to capital leases on five Suezmax tankers. Under the terms of the lease arrangements the Partnership is required to purchase these vessels after the end of their respective lease terms, which may occur in 2011, for a fixed price. At the inception of these leases, the weighted-average interest rate implicit in these leases was 7.4%. These capital leases are variable-rate capital leases; however, any change in the lease payments resulting from changes in interest rates is offset by a corresponding change in the charter hire payments received by the Partnership. As at December 31, 2010, the remaining commitments under these capital leases, including the purchase obligations, approximated \$197.9 million, including imputed interest of \$12.4 million, repayable in 2011.

The Partnership's capital leases do not contain financial or restrictive covenants other than those relating to operation and maintenance of the vessels.

Restricted Cash

Under the terms of the capital leases for the RasGas II LNG Carriers and the *Madrid Spirit*, the Partnership is required to have on deposit with financial institutions an amount of cash that, together with interest earned on the deposits, will equal the remaining amounts owing under the leases, including the obligations to purchase the *Madrid Spirit* at the end of the lease period. These cash deposits are restricted to being used for capital lease payments and have been fully funded primarily with term loans (see Note 9).

As at December 31, 2010 and December 31, 2009, the amount of restricted cash on deposit for the three RasGas II LNG Carriers was \$477.2 million and \$479.4 million, respectively. As at December 31, 2010 and December 31, 2009, the weighted-average interest rates earned on the deposits were 0.4% and 0.4%, respectively. These rates do not reflect the effect of related interest rate swaps that the Partnership has used to economically hedge its floating-rate restricted cash deposit relating to the RasGas II LNG Carriers (see Note 12).

As at December 31, 2010 and December 31, 2009, the amount of restricted cash on deposit for the *Madrid Spirit* was 61.7 million Euros (\$82.6 million) and 84.3 million Euros (\$120.8 million), respectively. As at December 31, 2010 and December 31, 2009, the weighted-average interest rates earned on these deposits were 5.1%.

The Partnership also maintains restricted cash deposits relating to certain term loans, which cash totaled 9.3 million Euros (\$12.3 million) and 7.9 million Euros (\$11.3 million) as at December 31, 2010 and December 31, 2009, respectively.

Operating Lease Obligations

Teekay Tangguh Joint Venture.

On November 1, 2006, the Partnership entered into an agreement with Teekay Corporation to purchase its 100% interest in Teekay Tangguh Borrower LLC (or *Teekay Tangguh*), which owns a 70% interest in Teekay BLT Corporation (or the *Teekay Tangguh Joint Venture*). The Partnership ultimately acquired 99% of Teekay Corporation's interest in Teekay Tangguh, essentially giving the Partnership a 69% interest in the Teekay Tangguh Joint Venture. As at December 31, 2010, the Teekay Tangguh Joint Venture was a party to operating leases whereby it is leasing its two LNG carriers (or the *Tangguh LNG Carriers*) to a third party company (or *Head Leases*). The Teekay Tangguh Joint Venture is then leasing back the LNG carriers from the same third party company (or *Subleases*). Under the terms of these leases, the third party company claims tax depreciation on the capital expenditures it incurred to lease the vessels. As is typical in these leasing arrangements, tax and change of law risks are assumed by the Teekay Tangguh Joint Venture. Lease payments under the Subleases are based on certain tax and financial assumptions at the commencement of the leases. If an assumption proves to be incorrect, the third party company is entitled to

TEEKAY LNG PARTNERS L.P. AND SUBSIDIARIES
NOTES TO THE CONSOLIDATED FINANCIAL STATEMENTS

(all tabular amounts stated in thousands of U.S. dollars, except unit and per unit data or unless otherwise indicated)

increase the lease payments under the Sublease to maintain its agreed after-tax margin. The Teekay Tangguh Joint Venture's carrying amount of this tax indemnification is \$10.3 million and is included as part of other long-term liabilities in the accompanying consolidated balance sheets of the Partnership. The tax indemnification is for the duration of the lease contract with the third party plus the years it would take for the lease payments to be statute barred, and ends in 2033. Although there is no maximum potential amount of future payments, the Teekay Tangguh Joint Venture may terminate the lease arrangements on a voluntary basis at any time. If the lease arrangements terminate, the Teekay Tangguh Joint Venture will be required to pay termination sums to the third party company sufficient to repay the third party company's investment in the vessels and to compensate it for the tax effect of the terminations, including recapture of any tax depreciation. The Head Leases and the Subleases have 20 year terms and are classified as operating leases. The Head Lease and the Sublease for each of the two Tangguh LNG Carriers commenced in November 2008 and March 2009, respectively.

As at December 31, 2010, the total estimated future minimum rental payments to be received and paid under the lease contracts are as follows:

Year	Head Lease Receipts ⁽¹⁾	Sublease Payments ⁽¹⁾
2011	\$28,875	\$25,072
2012	\$28,859	\$25,072
2013	\$28,843	\$25,072
2014	\$28,828	\$25,072
2015	\$22,188	\$25,072
Thereafter	\$281,548	\$332,315
Total	\$419,141	\$457,675

⁽¹⁾ The Head Leases are fixed-rate operating leases while the Subleases have a small variable-rate component. As at December 31, 2010, the Partnership had received \$91.2 million of Head Lease receipts and had paid \$41.5 million of Sublease payments. Head Lease receipts and payments are deferred and amortized on a straight line basis over the lease terms and as at December 31, 2010, \$31.3 million of Head Lease receipts has been deferred and included in other long-term liabilities in the Partnership's consolidated balance sheets.

Net Investments in Direct Financing Leases

The Tangguh LNG Carriers commenced their time-charters with The Tangguh Production Sharing Contractors in January and May 2009, respectively. Both time-charters are accounted for as direct financing leases with 20-year terms and the following table lists the components of the net investments in direct financing leases:

	December 31, 2010 \$	December 31, 2009 \$
Total minimum lease payments to be received	701,442	739,972
Estimated unguaranteed residual value of leased properties	194,965	194,965
Initial direct costs	587	619
Less unearned revenue	(481,299)	(514,115)
Total	415,695	421,441
Less current portion	5,635	5,196
Total	410,060	416,245

As at December 31, 2010, estimated minimum lease payments to be received by the Partnership under the Tangguh LNG Carrier leases in each of the next five succeeding fiscal years are approximately \$38.5 million per year for 2011 through 2015. Both leases are scheduled to end in 2029.

Operating Leases

As at December 31, 2010, the minimum scheduled future revenues in the next five years to be received by the Partnership for the lease and non-lease elements under time-charters that were accounted for as operating leases were approximately \$333.5 million (2011), \$339.8 million (2012), \$338.9 million (2013), \$338.9 million (2014) and \$335.7 million (2015). The minimum scheduled future revenues should not be construed to reflect total charter hire revenues for any of the years.

TEEKAY LNG PARTNERS L.P. AND SUBSIDIARIES
NOTES TO THE CONSOLIDATED FINANCIAL STATEMENTS
(all tabular amounts stated in thousands of U.S. dollars, except unit and per unit data or unless otherwise indicated)

6. Intangible Assets and Goodwill

As at December 31, 2010 and 2009 intangible assets consisted of time-charter contracts with a weighted-average amortization period of 19.2 years. The carrying amount of intangible assets for the Partnership's reportable segments is as follows:

	December 31, 2010			December 31, 2009		
	Liquefied Gas Segment \$	Conventional Tanker Segment \$	Total \$	Liquefied Gas Segment \$	Conventional Tanker Segment \$	Total \$
Gross carrying amount	179,813	2,739	182,552	179,813	2,739	182,552
Accumulated amortization	(56,743)	(2,263)	(59,006)	(47,889)	(1,988)	(49,877)
Net carrying amount	123,070	476	123,546	131,924	751	132,675

Amortization expense of intangible assets is \$9.1 million for each of the years ended December 31, 2010, 2009 and 2008. Amortization of intangible assets in each of the five years following 2010 is approximately \$9.1 million per year.

The carrying amount of goodwill as at December 31, 2010 and 2009 for the Partnership's liquefied gas segment is \$35.6 million. In 2008 the Partnership conducted an impairment review of its reporting units and determined that the fair value attributable to the Partnership's Conventional tanker reporting unit was less than its carrying value. As a result, a goodwill impairment loss of \$3.6 million was recognized during 2008. In 2010 and 2009, the Partnership conducted a goodwill impairment review of its liquefied gas segment and concluded that no impairment existed at December 31, 2010 and 2009.

7. Advances to and from Joint Venture Partners

	December 31, 2010 \$	December 31, 2009 \$
Advances to BLT LNG Tangguh Corporation	10,200	-
Advances to joint venture partner	10,200	-
	December 31, 2010 \$	December 31, 2009 \$
Advances from Qatar Gas Transport Company Ltd. (Nakilat)	59	115
Advances from BLT LNG Tangguh Corporation	-	1,179
Advances from joint venture partners	59	1,294

Advances to and from joint venture partners are non-interest bearing and unsecured. The Partnership did not recognize any interest income or incur any interest expense from the advances during the years ended December 31, 2010, 2009 and 2008.

8. Accrued Liabilities

	December 31, 2010 \$	December 31, 2009 \$
Voyage and vessel expenses	11,173	17,610
Interest	19,912	16,945
Payroll and benefits (note 17) ⁽¹⁾	6,534	6,495
Other	1,053	775
Total	38,672	41,825

⁽¹⁾ As at December 31, 2010 and 2009, \$3.0 million and \$2.6 million, respectively, of accrued liabilities relates to crewing and manning costs payable to the subsidiaries of Teekay Corporation (see Note 11a).

TEEKAY LNG PARTNERS L.P. AND SUBSIDIARIES
NOTES TO THE CONSOLIDATED FINANCIAL STATEMENTS
(all tabular amounts stated in thousands of U.S. dollars, except unit and per unit data or unless otherwise indicated)

9. Long-Term Debt

	December 31, 2010 \$	December 31, 2009 \$
U.S. Dollar-denominated Revolving Credit Facilities due through 2018	188,000	181,000
U.S. Dollar-denominated Term Loans due through 2019	371,685	396,601
U.S. Dollar-denominated Term Loans due through 2021	332,248	342,644
U.S. Dollar-denominated Term Loans due through 2021	120,599	126,013
U.S. Dollar-denominated Unsecured Demand Loan	13,282	14,658
Euro-denominated Term Loans due through 2023	373,301	412,418
Total	1,399,115	1,473,334
Less current portion	76,408	75,647
Total	1,322,707	1,397,687

As at December 31, 2010, the Partnership had three long-term revolving credit facilities available, which, as at such date, provided for borrowings of up to \$526.6 million, of which \$338.6 million was undrawn. Interest payments are based on LIBOR plus margins. The amount available under the revolving credit facilities reduces by \$32.2 million (2011), \$32.9 million (2012), \$33.7 million (2013), \$34.5 million (2014), \$84.1 million (2015) and \$309.2 million (thereafter). All the revolving credit facilities may be used by the Partnership to fund general partnership purposes and to fund cash distributions. The Partnership is required to repay all borrowings used to fund cash distributions within 12 months of their being drawn, from a source other than further borrowings. The revolving credit facilities are collateralized by first-priority mortgages granted on seven of the Partnership's vessels, together with other related security, and include a guarantee from the Partnership or its subsidiaries of all outstanding amounts.

The Partnership has a U.S. Dollar-denominated term loan outstanding, which, as at December 31, 2010, totaled \$371.7 million, of which \$203.5 million bears interest at a fixed-rate of 5.39% and requires quarterly payments. The remaining \$168.2 million bears interest based on LIBOR plus a margin and will require bullet repayments of approximately \$56.0 million per vessel due at maturity in 2018 and 2019. The term loan is collateralized by first-priority mortgages on three vessels to which the loan relates, together with certain other related security and certain guarantees from the Partnership.

The Partnership owns a 69% interest in the Teekay Tangguh Joint Venture. The Teekay Tangguh Joint Venture has a U.S. Dollar-denominated term loan outstanding, which, as at December 31, 2010, totaled \$332.2 million. Interest payments on the loan are based on LIBOR plus margins with margins ranging between 0.30% and 0.63%. Interest payments on one tranche under the loan facility are based on LIBOR plus 0.30%, while interest payments on the second tranche are based on LIBOR plus 0.625%. One tranche (total value of up to \$324.5 million) reduces in quarterly payments while the other tranche (total value of up to \$190.0 million) correspondingly is drawn up with a final \$95.0 million bullet payment per vessel due 12 years and three months from each vessel delivery date. This loan facility is collateralized by first-priority mortgages on the two vessels to which the loan relates, together with certain other security and is guaranteed by the Partnership.

At December 31, 2010, the Partnership had a U.S. Dollar-denominated term loan outstanding in the amount of \$120.6 million. Interest payments on one tranche under the loan facility are based on six month LIBOR plus 0.30%, while interest payments on the second tranche are based on six-month LIBOR plus 0.70%. One tranche reduces in semi-annual payments while the other tranche correspondingly is drawn up every six months with a final \$20 million bullet payment per vessel due 12 years and six months from each vessel delivery date. This loan facility is collateralized by first-priority mortgages on the two vessels to which the loan relates, together with certain other related security and is guaranteed by Teekay Corporation.

The Partnership has a U.S. Dollar-denominated demand loan outstanding owing to Teekay Nakilat's joint venture partner, which, as at December 31, 2010, totaled \$13.3 million. Interest payments on this loan, which are based on a fixed interest rate of 4.84%, commenced in February 2008. The loan is repayable on demand no earlier than February 27, 2027.

The Partnership has two Euro-denominated term loans outstanding, which as at December 31, 2010 totaled 278.9 million Euros (\$373.3 million). Interest payments are based on EURIBOR plus a margin, which margins ranged from 0.60% to 0.66% as of December 31, 2010. The term loans have varying maturities through 2023. The term loans are collateralized by first-priority mortgages on two vessels to which the loans relate, together with certain other related security and guarantees from one of the Partnership's subsidiaries.

Also at December 31, 2010, the Partnership had a \$122.0 million credit facility that will be secured by three LPG Carriers (or the *Skaugen LPG Carriers*), of which two were acquired from I. M. Skaugen ASA (or *Skaugen*) in April 2009 and November 2009, and two Multigas ships to be acquired from Teekay Corporation in 2011 (or the *Skaugen Multigas Carriers*). The facility amount is equal to the lower of \$122.0 million and 60% of the aggregate purchase price of the vessels. The facility will mature, with respect to each vessel, seven years after each vessel's first drawdown date. The Partnership expects to draw on this facility in 2011 to repay a portion of the amount it borrowed to purchase two Skaugen LPG Carriers in April 2009 and November 2009. As at December 31, 2010, the Partnership had access to draw \$40 million on this facility. The Partnership intends to use the remaining available funds from the facility to assist in purchasing the remaining Skaugen LPG Carrier and the Skaugen Multigas Carriers.

TEEKAY LNG PARTNERS L.P. AND SUBSIDIARIES
NOTES TO THE CONSOLIDATED FINANCIAL STATEMENTS

(all tabular amounts stated in thousands of U.S. dollars, except unit and per unit data or unless otherwise indicated)

The weighted-average effective interest rate for the Partnership's long-term debt outstanding at December 31, 2010 and 2009 was 1.7%. This rate does not reflect the effect of related interest rate swaps that the Partnership has used to economically hedge certain of its floating-rate debt (see Note 12). At December 31, 2010, the margins on the Partnership's outstanding long-term debt ranged from 0.3% to 0.7%.

All Euro-denominated term loans are revalued at the end of each period using the then-prevailing Euro/U.S. Dollar exchange rate. Due primarily to the revaluation of the Partnership's Euro-denominated term loans, capital leases and restricted cash, the Partnership recognized an unrealized foreign exchange gain (loss) of \$27.5 million, (\$10.8) million and \$18.2 million for the year ended December 31, 2010, 2009 and 2008, respectively.

The aggregate annual long-term debt principal repayments required for periods subsequent to December 31, 2010 are \$76.4 million (2011), \$277.9 million (2012), \$78.9 million (2013), \$79.4 million (2014) \$128.8 million (2015) and \$757.7 million (thereafter).

Certain loan agreements require that minimum levels of tangible net worth and aggregate liquidity be maintained, provide for a maximum level of leverage, and require one of the Partnership's subsidiaries to maintain restricted cash deposits. The Partnership's ship-owning subsidiaries may not, among other things, pay dividends or distributions if the Partnership is in default under its term loans or revolving credit facilities. One of the Partnership's term loans is guaranteed by Teekay Corporation and contains covenants that require Teekay Corporation to maintain the greater of a minimum liquidity (cash and cash equivalents) of at least \$50.0 million and 5.0% of Teekay Corporation's total consolidated debt which has recourse to Teekay Corporation. As at December 31, 2010, the Partnership and its affiliates were in compliance with all covenants relating to the Partnership's credit facilities and capital leases.

10. Income Tax

The components of the provision for income taxes were as follows:

	Year Ended December 31, 2010 \$	Year Ended December 31, 2009 \$	Year Ended December 31, 2008 \$
Current	(1,340)	(500)	-
Deferred	(330)	(194)	(205)
Income tax expense	(1,670)	(694)	(205)

The significant components of the Partnership's deferred tax assets (liabilities) included in other assets were as follows:

	Year Ended December 31, 2010 \$	Year Ended December 31, 2009 \$
Derivative instruments	13,229	9,180
Taxation loss carryforwards	13,444	11,953
Vessels and equipment	18,998	11,179
Capitalized interest	(3,604)	(3,713)
	42,067	28,599
Valuation allowance	(38,420)	(24,943)
Net deferred tax assets	3,647	3,656

The Partnership has tax losses in the United Kingdom (or *UK*) of \$41.0 million as at December 31, 2010 that are available indefinitely for offset against future taxable income in the UK. The Partnership also has tax losses in Spain of 49.0 million Euros (approximately \$65.5 million) as at December 31, 2010 that are available to be carried forward for fifteen years for offset against future taxable income in Spain.

As of December 31, 2007, the Partnership had unrecognized tax benefits of 3.4 million Euros (approximately \$5.4 million) relating to a re-investment tax credit related to a 2005 annual tax filing. During the third quarter of 2008, the Partnership received the refund on the re-investment tax credit and met the more-likely-than-not recognition threshold. As a result, the Partnership reflected this refund as a credit to equity as the original vessel sale transaction was a related party transaction reflected in equity. The relevant tax authorities have challenged the eligibility of the re-investment tax credit. As a result, the Partnership believes the more-likely-than-not threshold is no longer met and recognized a liability of 3.4 million Euros (approximately \$4.7 million) and reversed the benefit of the refund against equity as of December 31, 2009. As at December 31, 2010, a liability of 4.0 million Euros (approximately \$5.4 million) relating to the re-investment tax credit is included in other long-term liabilities.

The Partnership recognizes interest and penalties related to uncertain tax positions in income tax expense. As of December 31, 2010 and 2009, the Partnership had \$1.0 million and \$0.5 million, respectively, of accrued interest and penalties relating to income taxes. The tax years 2007 through 2010 currently remain open to examination by the major tax jurisdictions to which the Partnership is subject to.

TEEKAY LNG PARTNERS L.P. AND SUBSIDIARIES
NOTES TO THE CONSOLIDATED FINANCIAL STATEMENTS

(all tabular amounts stated in thousands of U.S. dollars, except unit and per unit data or unless otherwise indicated)

11. Related Party Transactions

a) The Partnership and certain of its operating subsidiaries have entered into services agreements with certain subsidiaries of Teekay Corporation pursuant to which the Teekay Corporation subsidiaries provide the Partnership with administrative, crew training, advisory, technical and strategic consulting services. During the years ended December 31, 2010, 2009 and 2008, the Partnership incurred \$14.9 million, \$11.4 million and \$9.4 million, respectively, for these services. In addition, as a component of the services agreements, the Teekay Corporation subsidiaries provide the Partnership with all usual and customary crew management services in respect of its vessels. For the years ended December 31, 2010, 2009 and 2008, the Partnership incurred \$30.5 million, \$27.4 million and \$20.1 million, respectively, for crewing and manning costs, of which \$3.6 million and \$3.7 million were payable to the subsidiaries of Teekay Corporation as at December 31, 2010 and December 31, 2009, respectively, and is included as part of accounts payable and accrued liabilities in the Partnership's consolidated balance sheets.

On March 31, 2009, a subsidiary of Teekay Corporation paid \$3.0 million to the Partnership for the right to provide certain ship management services to certain of the Partnership's vessels. This amount is deferred and amortized on a straight-line basis until 2012 and is included as a reduction of general and administrative expense in the Partnership's consolidated statements of income (loss).

During the years ended December 31, 2010, 2009 and 2008, \$0.7 million, \$1.6 million and \$0.5 million, respectively, of general and administrative expenses attributable to the operations of the Centrofin Suezmaxes, *Alexander Spirit* and the Kenai LNG Carriers were incurred by Teekay Corporation and have been allocated to the Partnership as part of the results of the Dropdown Predecessor.

During the years ended December 31, 2010, 2009 and 2008, \$0.3 million, \$0.4 million and \$3.1 million, respectively, of interest expense attributable to the operations of *the Alexander Spirit* and the Kenai LNG Carriers was incurred by Teekay Corporation and has been allocated to the Partnership as part of the results of the Dropdown Predecessor.

b) The Partnership reimburses the General Partner for all expenses incurred by the General Partner or its affiliates that are necessary or appropriate for the conduct of the Partnership's business. During the years ended December 31, 2010, 2009 and 2008, the Partnership incurred \$0.8 million for each of these three years of these costs.

c) The Partnership was a party to an agreement with Teekay Corporation pursuant to which Teekay Corporation provided the Partnership with off-hire insurance for certain of its LNG carriers. During the years ended December 31, 2010, 2009 and 2008, the Partnership incurred nil, \$0.5 million and \$1.5 million respectively of these costs. The Partnership did not renew this off-hire insurance with Teekay Corporation, which expired during the second quarter of 2009. The Partnership currently obtains third-party off-hire insurance for certain of its LNG carriers and self-insures the remaining vessels in its fleet.

d) In connection with the Partnership's initial public offering in May 2005, the Partnership entered into an omnibus agreement with Teekay Corporation, the General Partner and other related parties governing, among other things, when the Partnership and Teekay Corporation may compete with each other and certain rights of first offer on LNG carriers and Suezmax tankers. In December 2006, the omnibus agreement was amended in connection with the initial public offering of Teekay Offshore Partners L.P. (or *Teekay Offshore*). As amended, the agreement governs, among other things, when the Partnership, Teekay Corporation and Teekay Offshore may compete with each other and certain rights of first offer on LNG carriers, oil tankers, shuttle tankers, floating storage and offtake units and floating production, storage and offloading units.

e) On November 1, 2006, the Partnership agreed to acquire from Teekay Corporation its 70% interest in the Teekay Tangguh Joint Venture, which owns the two Tangguh LNG Carriers and the related 20-year, fixed-rate time-charters to service the Tangguh LNG project in Indonesia. The customer under the charters for the Tangguh LNG Carriers is The Tangguh Production Sharing Contractors, a consortium led by BP Berau Ltd., a subsidiary of BP plc. The Partnership has operational responsibility for the vessels. The remaining 30% interest in the Teekay Tangguh Joint Venture is held by BLT LNG Tangguh Corporation, a subsidiary of PT Berlian Laju Tanker Tbk.

On August 10, 2009, the Partnership acquired 99% of Teekay Corporation's 70% ownership interest in the Teekay Tangguh Joint Venture (giving the Partnership a 69% interest in the joint venture) for a purchase price of \$69.1 million (net of assumed debt). This transaction was concluded between two entities under common control and, thus, the assets acquired were recorded at historical book value. The excess of the purchase price over the book value of the assets of \$31.8 million was accounted for as an equity distribution to Teekay Corporation. The remaining 30% interest in the Teekay Tangguh Joint Venture is held by BLT LNG Tangguh Corporation. For the period November 1, 2006 to August 9, 2009, the Partnership consolidated Teekay Tangguh as it was considered a variable interest entity whereby the Partnership was the primary beneficiary.

During the year ended December 31, 2008, the Teekay Tangguh Joint Venture repaid \$28 million of its contributed capital to its joint venture partners, Teekay Corporation and BLT LNG Tangguh Corporation.

f) On November 1, 2006, the Partnership agreed to acquire from Teekay Corporation its 100% interest in Teekay Nakilat (III) Holdings Corporation (or *Teekay Nakilat (III)*) which in turn owns 40% of Teekay Nakilat (III) Corporation (or the *RasGas 3 Joint Venture*). The remaining 60% interest in the RasGas 3 Joint Venture is held by QGTC Nakilat (1643-6) Holdings Corporation (or *QGTC 3*). RasGas 3 Joint Venture owns four LNG carriers (or the *RasGas 3 LNG Carriers*) and related 25-year, fixed-rate time-charters (with options to extend up to an additional 10 years) to service the expansion of a LNG project in Qatar. The customer is Ras Laffan Liquefied Natural Gas Co. Limited (3), a joint venture company between Qatar Petroleum and a subsidiary of ExxonMobil Corporation. The delivered cost of the four double-hulled RasGas 3 LNG Carriers of 217,000 cubic meters each was approximately \$1.0 billion, excluding capitalized interest, of which the Partnership was responsible for 40% upon its acquisition of Teekay Corporation's interest in the joint venture. The four vessels delivered between May and July 2008. The Partnership has operational responsibility for the vessels in this project, although QGTC 3 may assume operational responsibility beginning 10 years following delivery of the vessels. Teekay Nakilat (III) accounts for its investment in the RasGas 3 Joint Venture using the equity method.

TEEKAY LNG PARTNERS L.P. AND SUBSIDIARIES
NOTES TO THE CONSOLIDATED FINANCIAL STATEMENTS

(all tabular amounts stated in thousands of U.S. dollars, except unit and per unit data or unless otherwise indicated)

On May 6, 2008, the Partnership acquired Teekay Corporation's 100% ownership interest in Teekay Nakilat (III) in exchange for a non-interest bearing and unsecured promissory note. The purchase price (net of assumed debt) of \$110.2 million has been paid by the Partnership. This transaction was concluded between two entities under common control and, thus, the assets acquired were recorded at historical book value. The excess of the purchase price over the book value of the assets was accounted for as an equity distribution to Teekay Corporation. For the period November 1, 2006 to May 5, 2008, the Partnership consolidated Teekay Nakilat (III) as it was considered a variable interest entity whereby the Partnership was the primary beneficiary. Subsequent to May 6, 2008, Teekay Nakilat (III) was no longer a variable interest entity and the Partnership consolidates Teekay Nakilat (III) as it has voting control.

On December 31, 2008 Teekay Nakilat (III) and QGTC 3 novated a term loan of such parties to the RasGas 3 Joint Venture relating to the RasGas 3 LNG Carriers along with the related accrued interest and deferred debt issuance costs. Also on December 31, 2008, Teekay Nakilat (III) and QGTC 3 novated their interest rate swap agreements to the RasGas 3 Joint Venture for no consideration. As a result, the RasGas 3 Joint Venture assumed all the rights, liabilities and obligations of Teekay Nakilat (III) and QGTC 3 under the terms of the original term loan and the interest rate swap agreements.

g) The Partnership's Suezmax tanker the *Toledo Spirit*, which was delivered in July 2005, operates pursuant to a time-charter contract that increases or decreases the otherwise fixed-hire rate established in the charter depending on the spot charter rates that the Partnership would have earned had it traded the vessel in the spot tanker market. The remaining term of the time-charter contract is 15 years as of December 31, 2010, although the charterer has the right to terminate the time-charter in July 2018. The Partnership has entered into an agreement with Teekay Corporation under which Teekay Corporation pays the Partnership any amounts payable to the charterer as a result of spot rates being below the fixed rate, and the Partnership pays Teekay Corporation any amounts payable to the Partnership as a result of spot rates being in excess of the fixed rate.

During the years ended December 31, 2010, 2009 and 2008, the Partnership realized losses of \$1.9 million, \$0.9 million and \$8.6 million, respectively, for amounts paid to Teekay Corporation as a result of this agreement (see Note 12). The amounts payable or receivable from Teekay Corporation are settled at the end of each year.

h) In April 2008, the Partnership acquired the two 1993-built LNG carriers (or the *Kenai LNG Carriers*) from Teekay Corporation for \$230.0 million. The Partnership financed the acquisition with borrowings under one of its revolving credit facilities. The Partnership chartered the vessels back to Teekay Corporation at a fixed-rate for a period of ten years (plus options exercisable by Teekay Corporation to extend up to an additional 15 years). During the years ended December 31, 2010, 2009 and 2008, the Partnership recognized revenues of \$36.5 million, \$38.9 million and \$29.6 million, respectively, from these charters.

i) In July 2008, subsidiaries of Teekay Corporation (or the *Skaugen Multigas Subsidiaries*) signed contracts for the purchase of the Skaugen Multigas Carriers from Skaugen, which are two technically advanced 12,000-cubic meter newbuilding ships capable of carrying LNG, LPG or ethylene. The Partnership agreed to acquire the Skaugen Multigas Subsidiaries from Teekay Corporation upon delivery of the vessels. The vessels are expected to be delivered in 2011 for a total cost of approximately \$106 million. Each vessel is scheduled to commence service under 15-year fixed-rate charters to Skaugen (see Note 13a).

j) In June and November 2009, in conjunction with the acquisition of the two Skaugen LPG Carriers, Teekay Corporation novated interest rate swaps, each with a notional amount of \$30.0 million, to the Partnership for no consideration. During the year ended 2010, the Partnership agreed to acquire an interest rate swap, with a notional amount of \$30.0 million, relating to the third Skaugen LPG Carrier from Teekay Corporation for no consideration and the Partnership accounted for this swap during the year. The actual acquisition of this interest rate swap is concurrent with the delivery of the third Skaugen LPG Carrier. These transactions were concluded between related parties and thus the interest rate swaps were recorded at their carrying values which were equal to their fair values. The excess of the liabilities assumed over the consideration paid amounting to \$1.6 million, \$3.2 million and \$1.5 million, respectively, were charged to equity.

k) In November 2009, the Partnership sold 1% of its interest in the Kenai LNG Carriers to the General Partner for approximately \$2.3 million in order to structure this project in a tax efficient manner for the Partnership.

l) On March 17, 2010, the Partnership acquired from Teekay Corporation two 2009-built Suezmax tankers, the *Bermuda Spirit* and the *Hamilton Spirit*, and a 2007-built Handymax Product tanker, the *Alexander Spirit*, and the associated long-term fixed-rate time-charter contracts for a total cost of \$160 million. As described in Note 1, the acquisition was accounted for as a reorganization of entities under common control and accounted for on a basis similar to the pooling of interest basis. The Partnership financed the acquisition by assuming \$126 million of debt, drawing \$24 million on its existing revolvers and using \$10 million of cash. In addition, the Partnership acquired approximately \$15 million of working capital in exchange for a short-term vendor loan from Teekay Corporation. The excess of the purchase price over the historical carrying value of the assets acquired was \$3.6 million and is reflected as a distribution of capital to Teekay Corporation.

m) As at December 31, 2010 and December 31, 2009, non-interest bearing advances to affiliates totaled \$6.1 million and \$20.7 million, respectively, and non-interest bearing advances from affiliates totaled \$133.3 million and \$104.3 million, respectively. These advances are unsecured and have no fixed repayment terms, however, they are expected to be settled within the next fiscal year.

12. Derivative Instruments

The Partnership uses derivative instruments in accordance with its overall risk management policy. The Partnership has not designated these derivative instruments as hedges for accounting purposes.

TEEKAY LNG PARTNERS L.P. AND SUBSIDIARIES
NOTES TO THE CONSOLIDATED FINANCIAL STATEMENTS

(all tabular amounts stated in thousands of U.S. dollars, except unit and per unit data or unless otherwise indicated)

The Partnership enters into interest rate swaps which either exchange a receipt of floating interest for a payment of fixed interest or a payment of floating interest for a receipt of fixed interest to reduce the Partnership's exposure to interest rate variability on its outstanding floating-rate debt and floating-rate restricted cash deposits.

TEEKAY LNG PARTNERS L.P. AND SUBSIDIARIES
NOTES TO THE CONSOLIDATED FINANCIAL STATEMENTS
(all tabular amounts stated in thousands of U.S. dollars, except unit and per unit data or unless otherwise indicated)

As at December 31, 2010, the Partnership was committed to the following interest rate swap agreements:

	Interest Rate Index	Principal Amount \$	Fair Value / Carrying Amount of Assets (Liability) \$	Weighted- Average Remaining Term (years)	Fixed Interest Rate (%) ⁽¹⁾
LIBOR-Based Debt:					
U.S. Dollar-denominated interest rate swaps ⁽²⁾	LIBOR	437,458	(60,154)	26.1	4.9
U.S. Dollar-denominated interest rate swaps ⁽²⁾	LIBOR	215,685	(48,353)	8.2	6.2
U.S. Dollar-denominated interest rate swaps	LIBOR	90,000	(12,214)	7.7	4.9
U.S. Dollar-denominated interest rate swaps	LIBOR	100,000	(17,725)	6.0	5.3
U.S. Dollar-denominated interest rate swaps ⁽³⁾	LIBOR	231,250	(37,593)	18.0	5.2
LIBOR-Based Restricted Cash Deposit:					
U.S. Dollar-denominated interest rate swaps ⁽²⁾	LIBOR	471,535	66,870	26.1	4.8
EURIBOR-Based Debt:					
Euro-denominated interest rate swaps ⁽⁴⁾	EURIBOR	373,301	(25,424)	13.5	3.8
			<u>(134,593)</u>		

⁽¹⁾ Excludes the margins the Partnership pays on its drawn floating-rate debt, which, at December 31, 2010, ranged from 0.3% to 0.7%.

⁽²⁾ Principal amount reduces quarterly.

⁽³⁾ Principal amount reduces semiannually.

⁽⁴⁾ Principal amount reduces monthly to 70.1 million Euros (\$93.8 million) by the maturity dates of the swap agreements.

The Partnership is exposed to credit loss in the event of non-performance by the counterparties to the interest rate swap agreements. In order to minimize counterparty risk, the Partnership only enters into derivative transactions with counterparties that are rated A- or better by Standard & Poor's or A3 by Moody's at the time of the transactions. In addition, to the extent practical, interest rate swaps are entered into with different counterparties to reduce concentration risk.

In order to reduce the variability of its revenue, the Partnership has entered into an agreement with Teekay Corporation under which Teekay Corporation pays the Partnership any amounts payable to the charterer of the *Toledo Spirit* as a result of spot rates being below the fixed rate, and the Partnership pays Teekay Corporation any amounts payable to the Partnership by the charterer of the *Toledo Spirit* as a result of spot rates being in excess of the fixed rate. The fair value of the derivative at December 31, 2010 is a liability of \$10.0 million (December 31, 2009 - \$10.6 million).

The following table presents the location and fair value amounts of derivative instruments, segregated by type of contract, on the Partnership's balance sheets.

	Accounts receivable	Current portion of derivative assets	Derivative assets	Accrued liabilities	Current portion of derivative liabilities	Derivative liabilities
As at December 31, 2010						
Interest rate swap agreements	4,587	16,758	45,525	(11,498)	(50,603)	(139,362)
Toledo Spirit time-charter derivative	-	-	-	-	-	(10,000)
	<u>4,587</u>	<u>16,758</u>	<u>45,525</u>	<u>(11,498)</u>	<u>(50,603)</u>	<u>(149,362)</u>
As at December 31, 2009						
Interest rate swap agreements	4,613	16,337	15,794	(11,539)	(50,056)	(73,351)
Toledo Spirit time-charter derivative	-	-	-	-	-	(10,600)
	<u>4,613</u>	<u>16,337</u>	<u>15,794</u>	<u>(11,539)</u>	<u>(50,056)</u>	<u>(83,951)</u>

TEEKAY LNG PARTNERS L.P. AND SUBSIDIARIES
NOTES TO THE CONSOLIDATED FINANCIAL STATEMENTS

(all tabular amounts stated in thousands of U.S. dollars, except unit and per unit data or unless otherwise indicated)

The following table presents the gains (losses) for those derivative instruments not designated or qualifying as hedging instruments. All gains (losses) are presented as realized and unrealized loss on derivative instruments in the Partnership's consolidated statements of income (loss).

	Year Ended December 31,								
	2010			2009			2008		
	Realized gains (losses)	Unrealized gains (losses)	Total	Realized gains (losses)	Unrealized gains (losses)	Total	Realized gains (losses)	Unrealized gains (losses)	Total
Interest rate swap agreements	(42,495)	(34,906)	(77,401)	(36,222)	(11,143)	(47,365)	(6,788)	(82,543)	(89,331)
Toledo Spirit time-charter derivative	(1,919)	600	(1,319)	(940)	7,355	6,415	(8,620)	(2,003)	(10,623)
	(44,414)	(34,306)	(78,720)	(37,162)	(3,788)	(40,950)	(15,408)	(84,546)	(99,954)

13. Commitments and Contingencies

a) The Partnership consolidates certain variable interest entities (or VIEs) within its consolidated financial statements. In general, a variable interest entity is a corporation, partnership, limited-liability company, trust or any other legal structure used to conduct activities or hold assets that either (1) has an insufficient amount of equity to carry out its principal activities without additional subordinated financial support, (2) has a group of equity owners that are unable to make significant decisions about its activities, or (3) has a group of equity owners that do not have the obligation to absorb losses or the right to receive returns generated by its operations. A party that is a variable interest holder is required to consolidate a VIE if it has both (a) the power to direct the activities of a VIE that most significantly impact the entity's economic performance and (b) the obligation to absorb losses of the VIE that could potentially be significant to the VIE or the right to receive benefits from the VIE that could potentially be significant to the VIE.

The Partnership has consolidated Teekay Tangguh and Teekay Nakilat (III) effective November 2006 and the Skaugen Multigas Subsidiaries effective July 2008, as each of these entities became VIEs and the Partnership became their primary beneficiary on the date the Partnership agreed to acquire all of Teekay Corporation's interests in these entities (see Notes 11e, 11f and 11i). Upon the Partnership's acquisition of Teekay Nakilat (III) on May 6, 2008 and of Teekay Tangguh on August 10, 2009, Teekay Nakilat (III) and Teekay Tangguh were no longer VIEs.

The following table summarizes the balance sheets of the Skaugen Multigas Subsidiaries as at December 31, 2010 and 2009:

	December 31, 2010 \$	December 31, 2009 \$
ASSETS		
Vessels and equipment		
Advances on newbuilding contracts	79,535	57,430
Other assets	651	651
Total assets	80,186	58,081
LIABILITIES AND DEFICIT		
Accrued liabilities and other	587	112
Advances from affiliates	79,612	57,977
Total liabilities	80,199	58,089
Total deficit	(13)	(8)
Total liabilities and total deficit	80,186	58,081

The assets and liabilities of the Skaugen Multigas Subsidiaries are reflected in the Partnership's financial statements at historical cost as the Partnership and the VIEs are under common control. The Partnership's maximum exposure to loss as of December 31, 2010 and December 31, 2009, as a result of its commitment to purchase Teekay Corporation's interests in the Skaugen Multigas is limited to the purchase price of its interest in both vessels, which is expected to be approximately \$106 million. The assets of the Skaugen Multigas Subsidiaries cannot be used by the Partnership and the creditors of the Skaugen Multigas Subsidiaries have no recourse to the general credit of the Partnership.

b) The Partnership has an agreement to acquire the third Skaugen LPG Carrier upon delivery for approximately \$33.0 million. The third vessel is expected to deliver in 2011 and upon delivery, the vessel will be chartered to Skaugen at fixed rates for a period of 15 years.

TEEKAY LNG PARTNERS L.P. AND SUBSIDIARIES
NOTES TO THE CONSOLIDATED FINANCIAL STATEMENTS
(all tabular amounts stated in thousands of U.S. dollars, except unit and per unit data or unless otherwise indicated)

14. Supplemental Cash Flow Information

a) The changes in operating assets and liabilities for years ended December 31, 2010, 2009 and 2008 are as follows:

	Year Ended December 31, 2010 \$	Year Ended December 31, 2009 \$	Year Ended December 31, 2008 \$
Accounts receivable	(8,442)	3,888	4,875
Prepaid expenses and other operating assets	4,018	5,677	4,322
Accounts payable	(326)	(6,203)	2,790
Accrued liabilities	(6,222)	9,504	2,111
Unearned revenue and other operating liabilities	2,767	10,301	19,643
Advances to and from affiliates and joint venture partners	11,234	3,821	(1,779)
Total	3,029	26,988	31,962

b) Cash interest paid (including interest paid by the Dropdown Predecessor and realized losses on interest rate swaps) on long-term debt, advances from affiliates and capital lease obligations, net of amounts capitalized, during the years ended December 31, 2010, 2009 and 2008 totaled \$135.5 million, \$105.0 million and \$154.7 million, respectively.

c) Net change in parent's equity in the Dropdown Predecessor includes the equity of the Dropdown Predecessor when initially pooled for accounting purposes and any subsequent non-cash equity transactions of the Dropdown Predecessor.

d) On December 31, 2008 Teekay Nakilat (III) and QGTC 3 novated their interest rate swap obligations of \$69.2 million to the RasGas 3 Joint Venture for no consideration. This transaction was treated as a non-cash transaction in the Partnership's consolidated statements of cash flows.

e) On December 31, 2008 Teekay Nakilat (III) and QGTC 3 novated their external long-term debt and accrued interest of \$871.3 million and related deferred debt issuance costs of \$4.1 million to the RasGas 3 Joint Venture. As a result of this transaction, the Partnership's long-term debt and accrued interest have decreased by \$871.3 million and other assets decreased by \$4.1 million offset by a decrease in the Partnership's advances to the RasGas 3 Joint Venture. These transactions were treated as non-cash transactions in the Partnership's consolidated statements of cash flows.

f) During the year ended December 31, 2009, the Tangguh LNG Carriers commenced their external time-charter contracts under direct financing leases. The initial recognition of the net investments in direct financing leases for both vessels of \$425.9 million were treated as non-cash transactions in the Partnership's consolidated statements of cash flows.

g) Teekay Nakilat and the Teekay Tangguh Joint Venture entered into lease contracts, respectively, whereby it guarantees to make payments to a third party company for any losses suffered by the third party company relating to tax law changes. The initial liabilities recorded of \$29.8 million were treated as non-cash transactions in the Partnership's consolidated statements of cash flows.

h) In June and November 2009, Teekay Corporation novated interest rate swaps, each with a notional amount of \$30.0 million, to the Partnership for no consideration. During the year ended 2010, the Partnership agreed to acquire an interest rate swap from Teekay Corporation for no consideration. The transactions were concluded between related parties and thus the interest rate swaps were recorded at their carrying value. The excess of the liabilities assumed over the consideration received, amounting to \$1.6 million, \$3.2 million and \$1.5 million, respectively, were charged to equity and treated as non-cash transactions in the Partnership's consolidated statements of cash flows.

i) In November 2010, the \$37.3 million portion of the purchase price relating to the Partnership's 50% acquisition of the Excalibur and Excelsior Joint Ventures through the issuance of 1.1 million common units was treated as a non-cash transaction in the Partnership's consolidated statements of cash flows.

15. Total Capital and Net Income (Loss) Per Unit

At December 31, 2010, of the Partnership's total number of units outstanding, 53.2% were held by the public and the remaining units were held by a subsidiary of Teekay Corporation.

On November 4, 2010, the Partnership issued 1.1 million common units as part of the acquisition of the Excalibur and Excelsior Joint Ventures (see note 18) and on July 15, 2010, the Partnership completed a direct equity placement of 1.7 million common units. During April 2008, March 2009 and November 2009, the Partnership completed follow-on equity offerings of 7.1 million common units, 4.0 million common units and 4.0 million common units, respectively (see Note 3).

During 2010, the board of directors of the General Partner authorized the award by the Partnership of 1,007 common units to each of the four non-employee directors with a value of approximately \$30,000 for each award. The Chairman was awarded 2,181 common units with a value of

TEEKAY LNG PARTNERS L.P. AND SUBSIDIARIES
NOTES TO THE CONSOLIDATED FINANCIAL STATEMENTS
(all tabular amounts stated in thousands of U.S. dollars, except unit and per unit data or unless otherwise indicated)

approximately \$65,000. These common units were purchased by the Partnership in the open market in May 2010 and were fully vested upon grant. During 2009 and 2008, the Partnership awarded 1,644 and 1,049 common units, respectively, as compensation to each of the four non-employee directors. The awards were fully vested in September 2009 and April 2008, respectively. The compensation to the non-employee directors are included in general and administrative expenses on the consolidated statements of income (loss).

Limited Total Rights

Significant rights of the Partnership's limited partners include the following:

- Right to receive distribution of available cash within approximately 45 days after the end of each quarter.
- No limited partner shall have any management power over the Partnership's business and affairs; the General Partner shall conduct, direct and manage Partnership's activities.
- The General Partner may be removed if such removal is approved by unitholders holding at least 66-2/3% of the outstanding units voting as a single class, including units held by our General Partner and its affiliates.

Subordinated Units

All of the Partnership's subordinated units were held by a subsidiary of Teekay Corporation. Under the partnership agreement, during the subordination period applicable to the Partnership's subordinated units, the common units had the right to receive distributions of available cash from operating surplus in an amount equal to the minimum quarterly distribution of \$0.4125 per quarter, plus any arrearages in the payment of the minimum quarterly distribution on the common units from prior quarters, before any distributions of available cash from operating surplus may be made on the subordinated units. Distribution arrearages do not accrue on the subordinated units. The purpose of the subordinated units was to increase the likelihood that during the subordination period there would be available cash to be distributed on the common units.

On May 19, 2008, 25% of the subordinated units (3.7 million units) issued to Teekay Corporation in connection with the Partnership's formation and initial public offering were converted into common units on a one-for-one basis as provided for under the terms of the partnership agreement and began participating pro rata with the other common units in distributions of available cash commencing with the August 2008 distribution. The price of the Partnership's units at the time of conversion was \$29.07.

On May 19, 2009, an additional 3.7 million subordinated units were converted into an equal number of common units as provided for under the terms of the partnership agreement and participate pro rata with the other common units in distributions of available cash commencing with the August 2009 distribution. The price of the Partnership's units at the time of conversion was \$17.66.

The subordination period ended on April 1, 2010 and the remaining 7.4 million subordinated units converted into an equal number of common units. The price of the Partnership's units at time of conversion was \$29.95. For the purpose of the subordinated net income (loss) per unit calculation, weighted average number of units outstanding as at December 31, 2010 was 1.8 million units due to the conversion of these units on April 1, 2010 and as a result, the subordinated net income per unit for the year ended December 31, 2010 is \$2.04.

Incentive Distribution Rights

The General Partner is entitled to incentive distributions if the amount the Partnership distributes to unitholders with respect to any quarter exceeds specified target levels shown below:

Quarterly Distribution Target Amount (per unit)	Unitholders	General Partner
Minimum quarterly distribution of \$0.4125	98%	2%
Up to \$0.4625	98%	2%
Above \$0.4625 up to \$0.5375	85%	15%
Above \$0.5375 up to \$0.65	75%	25%
Above \$0.65	50%	50%

During 2010, cash distributions exceeded \$0.4625 per unit and, consequently, the assumed distribution of net income resulted in the use of the increasing percentages to calculate the General Partner's interest in net income for the purposes of the net income (loss) per unit calculation.

In the event of a liquidation, all property and cash in excess of that required to discharge all liabilities will be distributed to the unitholders and the General Partner in proportion to their capital account balances, as adjusted to reflect any gain or loss upon the sale or other disposition of the Partnership's assets in liquidation in accordance with the partnership agreement.

Net Income (Loss) Per Unit

Net income (loss) per unit is determined by dividing net income (loss), after deducting the amount of net income (loss) attributable to the Dropdown Predecessor, the non-controlling interest and the General Partner's interest, by the weighted-average number of units outstanding during the period.

TEEKAY LNG PARTNERS L.P. AND SUBSIDIARIES
NOTES TO THE CONSOLIDATED FINANCIAL STATEMENTS

(all tabular amounts stated in thousands of U.S. dollars, except unit and per unit data or unless otherwise indicated)

The General Partner's, common unitholders' and subordinated unitholder's interests in net income (loss) are calculated as if all net income (loss) was distributed according to the terms of the Partnership's partnership agreement, regardless of whether those earnings would or could be distributed. The partnership agreement does not provide for the distribution of net income (loss); rather, it provides for the distribution of available cash, which is a contractually defined term that generally means all cash on hand at the end of each quarter after establishment of cash reserves determined by the Partnership's board of directors to provide for the proper conduct of the Partnership's business including reserves for maintenance and replacement capital expenditure and anticipated credit needs. In addition, the General Partner is entitled to incentive distributions if the amount the Partnership distributes to unitholders with respect to any quarter exceeds specified target levels. Unlike available cash, net income (loss) is affected by non-cash items, such as depreciation and amortization, unrealized gains or losses on non-designated derivative instruments and foreign currency translation gains (losses).

Pursuant to the Partnership agreement, allocations to partners are made on a quarterly basis.

16. Other Information

a) In December 2007, a consortium in which Teekay Corporation has a 33% ownership interest agreed to charter four newbuilding 160,400-cubic meter LNG carriers for a period of 20 years to the Angola LNG Project, which is being developed by subsidiaries of Chevron Corporation, Sociedade Nacional de Combustiveis de Angola EP, BP Plc, Total S.A. and Eni SpA. The vessels will be chartered at fixed rates, with inflation adjustments, commencing in 2011 and 2012 upon deliveries of the vessels. Mitsui & Co., Ltd. and NYK Bulkship (Europe) have 34% and 33% ownership interests in the consortium, respectively. In March 2011, the Partnership agreed to acquire Teekay Corporation's 33% ownership interest in these vessels and related charter contracts for a total equity purchase price of approximately \$73 million (net of assumed debt) subject to adjustment based on actual cost incurred at the time of delivery.

b) On November 5, 2010, the Partnership sold one of its LPG carriers, the *Dania Spirit*, for proceeds of \$21.5 million, resulting in a gain of \$4.3 million.

17. Restructuring Charge

During 2009 the Partnership restructured certain ship management functions from the Partnership's office in Spain to a subsidiary of Teekay Corporation and the change of the nationality of certain seafarer positions. During the years ended December 31, 2010 and 2009 the Partnership incurred expenses of \$0.2 million and \$3.3 million, respectively, in connection with these restructuring plans. The carrying amount of the liability as at December 31, 2010 and 2009 was nil and \$0.6 million, which is included as part of accrued liabilities in the Partnership's consolidated balance sheets.

18. Equity Method Investments

The Partnership has a 40% interest in the RasGas 3 Joint Venture (see Note 11f) and on November 4, 2010, the Partnership acquired a 50% interest in the Excalibur and Excelsior Joint Ventures from Exmar NV for a total purchase price of approximately \$72.5 million. The Partnership financed \$37.3 million of the purchase price by issuing to Exmar NV approximately 1.1 million new common units with the balance financed by drawing on one of the Partnership's revolving credit facilities. As part of the transaction the Partnership agreed to guarantee its 50% share of the \$206 million of debt secured by the Excalibur and Excelsior Joint Ventures. The excess of the Partnership's investment in the Excalibur and Excelsior Joint Ventures over its underlying equity in the net assets, which amounts to approximately \$50 million, has substantially been accounted for as an increase to the carrying value of the vessels of the Excalibur and Excelsior Joint Ventures, in accordance with the preliminary purchase price adjustments.

These joint ventures are accounted for using the equity method. The RasGas 3 Joint Venture and the Excelsior Joint Venture are considered variable interest entities; however, the Partnership is not the primary beneficiary and consolidation is not required. The Partnership's maximum exposure to loss as a result of its involvement with the RasGas3 Joint Venture and the Excelsior Joint Venture is the amount it has invested in these joint ventures, which were \$98.4 million and \$47.9 million, respectively, as at December 31, 2010 and the Partnership's guarantee of the Excelsior Joint Venture's debt of \$50.7 million.

The following table presents aggregated summarized financial information of the RasGas 3, Excalibur and Excelsior Joint Ventures in their entirety excluding the impact from purchase price adjustments arising from the acquisition of the Excalibur and Excelsior Joint Ventures.

TEEKAY LNG PARTNERS L.P. AND SUBSIDIARIES
NOTES TO THE CONSOLIDATED FINANCIAL STATEMENTS

(all tabular amounts stated in thousands of U.S. dollars, except unit and per unit data or unless otherwise indicated)

	December 31, 2010 \$	December 31, 2009 \$
Current assets	80,907	48,265
Restricted cash ⁽¹⁾	165,322	-
Vessels and equipments	234,757	-
Net investments in direct financing leases ⁽²⁾	1,034,509	1,046,868
Other assets	6,560	9,434
Total assets	1,522,055	1,104,567
Current liabilities	19,040	23,498
Long-term debt ⁽³⁾	1,017,092	839,891
Obligations under capital lease ⁽⁴⁾	157,565	-
Derivative instruments ⁽⁵⁾	57,200	41,067
Other liabilities	649	-
Equity	270,509	200,111
Total liabilities and equity	1,522,055	1,104,567

⁽¹⁾ Includes current portion of restricted cash of \$4.7 million as at December 31, 2010.

⁽²⁾ Includes current portion of net investments in direct financing leases of \$12.0 million and \$11.1 million as at December 31, 2010 and 2009, respectively.

⁽³⁾ Includes current portion of long-term debt of \$55.3 million and \$36.6 million as at December 31, 2010 and 2009, respectively.

⁽⁴⁾ Includes current portion of obligations under capital lease of \$0.3 million as at December 31, 2010.

⁽⁵⁾ Includes current portion of derivative instruments of \$14.3 million and \$14.0 million as at December 31, 2010 and 2009, respectively.

	Years ended December 31,		
	2010 ⁽¹⁾ \$	2009 \$	2008 \$
Voyage revenues	106,371	99,593	47,016
Operating expenses	22,379	18,642	15,911
Income from vessel operations	83,992	80,951	31,105
Interest expense - net	(27,947)	(31,968)	(21,834)
Realized and unrealized (loss) gain on derivative instruments	(35,173)	10,692	-
Other (expense) income	(780)	243	723
Net Income	20,092	59,918	9,994

⁽¹⁾ The results included for the Excalibur and Excelsior Joint Ventures were from November 4, 2010 to December 31, 2010.

19. Accounting Pronouncements Not Yet Adopted

In September 2009, the FASB issued an amendment to FASB ASC 605, *Revenue Recognition*, that provides for a new methodology for establishing the fair value for a deliverable in a multiple-element arrangement. When vendor specific objective or third-party evidence for deliverables in a multiple-element arrangement cannot be determined, the Partnership will be required to develop a best estimate of the selling price of separate deliverables and to allocate the arrangement consideration using the relative selling price method. This amendment will be effective for the Partnership on January 1, 2011. It is expected that this amendment will not have an impact on the Company's consolidated financial statements.

20. Subsequent Events

In March 2011, the Partnership agreed to acquire Teekay Corporation's 33% ownership interest in four LNG carriers and related charter contracts for a total equity purchase price of approximately \$73 million (net of assumed debt) subject to adjustment based on actual costs incurred at the time of delivery.

LIST OF SIGNIFICANT SUBSIDIARIES

The following is a list of Teekay LNG Partners L.P.'s significant subsidiaries as at March 1, 2011:

<u>Name of Significant Subsidiary</u>	<u>Ownership</u>	<u>State or Jurisdiction of Incorporation</u>
Teekay LNG Operating L.L.C.	100%	Marshall Islands
Naviera Teekay Gas, SL	100%	Spain
Naviera Teekay Gas II, SL	100%	Spain
Teekay Shipping Spain SL	100%	Spain
Teekay Spain SL	100%	Spain
Teekay II Iberia SL	100%	Spain
Naviera Teekay Gas IV, SL	100%	Spain
Teekay Luxembourg Sarl	100%	Luxembourg
Teekay Nakilat Holdings Corporation	100%	Marshall Islands
Teekay Nakilat Corporation	70%	Marshall Islands
Teekay Nakilat (II) Limited	70%	United Kingdom
Al Marrouna Inc.	70%	Marshall Islands
Al Daayen Inc.	70%	Marshall Islands
Al Areesh Inc.	70%	Marshall Islands
Teekay Nakilat (III) Holdings Corporation	100%	Marshall Islands
Teekay LNG Holdings L.P.	99%	United States

CERTIFICATION

I, Peter Evensen, certify that:

1. I have reviewed this Annual Report on Form 20-F of Teekay LNG Partners L.P. (the "**Registrant**");
2. Based on my knowledge, this report does not contain any untrue statement of a material fact or omit to state a material fact necessary to make the statements made, in light of the circumstances under which such statements were made, not misleading with respect to the period covered by this report;
3. Based on my knowledge, the financial statements, and other financial information included in this report, fairly present in all material respects the financial condition, results of operations and cash flows of the registrant as of, and for, the periods presented in this report;
4. I and the Registrant's other certifying officer (which is also myself) are responsible for establishing and maintaining disclosure controls and procedures (as defined in Exchange Act Rules 13(a)-15(e) and 15(d)-15(e)) and internal control over financial reporting (as defined in Exchange Act Rules 13(a)-15(f) and 15(d)-15(f)) for the Registrant and have:
 - a) Designed such disclosure controls and procedures, or caused such disclosure controls and procedures to be designed under our supervision, to ensure that material information relating to the Registrant, including its consolidated subsidiaries, is made known to us by others within those entities, particularly during the period in which this report is being prepared;
 - b) Designed such internal control over financial reporting, or caused such internal control over financial reporting to be designed under our supervision, to provide reasonable assurance regarding the reliability of financial reporting and the preparation of financial statements for external purposes in accordance with generally accepted accounting principles;
 - c) Evaluated the effectiveness of the Registrant's disclosure controls and procedures and presented in this report our conclusions about the effectiveness of the disclosure controls and procedures, as of the end of the period covered by this report based on such evaluation; and
 - d) Disclosed in this report any change in the Registrant's internal control over financial reporting that occurred during the Registrant's most recent fiscal year that has materially affected, or is reasonably likely to materially affect, the Registrant's internal control over financial reporting; and
5. I and the Registrant's other certifying officer (which is also myself) have disclosed, based on our most recent evaluation of internal control over financial reporting, to the Registrant's auditors and the audit committee of the board of directors of the Registrant's General Partner (or persons performing the equivalent functions):
 - a) All significant deficiencies and material weaknesses in the design or operation of internal control over financial reporting which are reasonably likely to adversely affect the Registrant's ability to record, process, summarize and report financial information; and
 - b) Any fraud, whether or not material, that involves management or other employees who have a significant role in the Registrant's internal control over financial reporting.

Dated: April 1, 2011

By: /s/ Peter Evensen
Peter Evensen

Chief

Executive Officer

CERTIFICATION

I, Peter Evensen, certify that:

1. I have reviewed this Annual Report on Form 20-F of Teekay LNG Partners L.P. ("**the Registrant**");
2. Based on my knowledge, this report does not contain any untrue statement of a material fact or omit to state a material fact necessary to make the statements made, in light of the circumstances under which such statements were made, not misleading with respect to the period covered by this report;
3. Based on my knowledge, the financial statements, and other financial information included in this report, fairly present in all material respects the financial condition, results of operations and cash flows of the registrant as of, and for, the periods presented in this report;
4. I and the Registrant's other certifying officer (which is also myself) are responsible for establishing and maintaining disclosure controls and procedures (as defined in Exchange Act Rules 13(a)-15(e) and 15(d)-15(e)) and internal control over financial reporting (as defined in Exchange Act Rules 13(a)-15(f) and 15(d)-15(f)) for the Registrant and have:
 - a) Designed such disclosure controls and procedures, or caused such disclosure controls and procedures to be designed under our supervision, to ensure that material information relating to the Registrant, including its consolidated subsidiaries, is made known to us by others within those entities, particularly during the period in which this report is being prepared;
 - b) Designed such internal control over financial reporting, or caused such internal control over financial reporting to be designed under our supervision, to provide reasonable assurance regarding the reliability of financial reporting and the preparation of financial statements for external purposes in accordance with generally accepted accounting principles;
 - c) Evaluated the effectiveness of the Registrant's disclosure controls and procedures and presented in this report our conclusions about the effectiveness of the disclosure controls and procedures, as of the end of the period covered by this report based on such evaluation; and
 - d) Disclosed in this report any change in the Registrant's internal control over financial reporting that occurred during the Registrant's most recent fiscal year that has materially affected, or is reasonably likely to materially affect, the Registrant's internal control over financial reporting; and
5. I and the Registrant's other certifying officer (which is also myself) have disclosed, based on our most recent evaluation of internal control over financial reporting, to the Registrant's auditors and the audit committee of the board of directors of the Registrant's General Partner (or persons performing the equivalent functions):
 - a) All significant deficiencies and material weaknesses in the design or operation of internal control over financial reporting which are reasonably likely to adversely affect the Registrant's ability to record, process, summarize and report financial information; and
 - b) Any fraud, whether or not material, that involves management or other employees who have a significant role in the Registrant's internal control over financial reporting.

Dated: April 1, 2011

By: /s/ Peter Evensen
Peter Evensen
Chief Financial Officer

**CERTIFICATION PURSUANT TO
18 U.S.C. SECTION 1350,
AS ADOPTED PURSUANT TO SECTION 906
OF THE SARBANES-OXLEY ACT OF 2002**

In connection with the Annual Report of Teekay LNG Partners L.P. (the "*Partnership*") on Form 20-F for the year ended December 31, 2010 as filed with the Securities and Exchange Commission on the date hereof (the "*Form 20-F*"), I, Peter Evensen, Chief Executive Officer and Chief Financial Officer of the Partnership, certify, pursuant to 18 U.S.C. §1350, as adopted pursuant to §906 of the Sarbanes-Oxley Act of 2002, that:

- (1) The Form 20-F fully complies with the requirements of Section 13(a) or 15(d) of the Securities Exchange Act of 1934 (15 U.S.C. 78m or 78o(d)); and
- (2) The information contained in the Form 20-F fairly presents, in all material respects, the financial condition and results of operations of the Partnership.

Dated: April 1, 2011

By: /s/ Peter Evensen
Peter Evensen
Chief Executive Officer and Chief Financial Officer

CONSENT OF INDEPENDENT REGISTERED PUBLIC ACCOUNTING FIRM

We consent to the incorporation by reference in (1) the Registration Statement (Form S-8 No. 333-124647) pertaining to the Teekay LNG Partners L.P. 2005 Long Term Incentive Plan, (2) the Registration Statement (Form F-3 No. 333-162579) and related prospectus and prospectus supplement of Teekay LNG Partners L.P. for the registration of up to \$400,000,000 in total aggregate offering price of an indeterminate number of common units and (3) the Registration Statement (Form F-3 No. 333-170838) and related prospectus for the registration of 1,052,749 common units, of the following reports included in this Annual Report (Form 20-F) for the year ended December 31, 2010:

- our reports dated April 1, 2011 with respect to the consolidated financial statements of Teekay LNG Partners L.P. and subsidiaries and on the effectiveness of internal control over financial reporting of Teekay LNG Partners L.P., and
- our report dated April 1, 2011 on the consolidated financial statements of Teekay Nakilat (III) Corporation.

Vancouver, Canada
April 1, 2011

Ernst + Young LLP

Chartered Accountants

**CONSOLIDATED FINANCIAL STATEMENTS
OF
TEEKAY NAKILAT (III) CORPORATION**

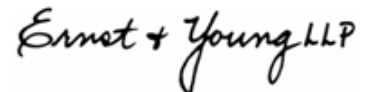
REPORT OF INDEPENDENT REGISTERED PUBLIC ACCOUNTING FIRM

To the Board of Directors of
TEEKAY NAKILAT (III) CORPORATION

We have audited the accompanying consolidated balance sheets of Teekay Nakilat (III) Corporation (or the *Company*) as of December 31, 2010 and 2009, and the related consolidated statements of income, shareholders' equity and cash flows for each of the three years in the period ended December 31, 2010. These financial statements are the responsibility of the Company's management. Our responsibility is to express an opinion on these financial statements based on our audits.

We conducted our audits in accordance with the standards of the Public Company Accounting Oversight Board (United States). Those standards require that we plan and perform the audit to obtain reasonable assurance about whether the financial statements are free of material misstatement. We were not engaged to perform an audit of the Company's internal control over financial reporting. Our audits included consideration of internal control over financial reporting as a basis for designing audit procedures that are appropriate in the circumstances, but not for the purpose of expressing an opinion on the effectiveness of the Company's internal control over financial reporting. Accordingly, we express no such opinion. An audit also includes examining, on a test basis, evidence supporting the amounts and disclosures in the financial statements, assessing the accounting principles used and significant estimates made by management, and evaluating the overall financial statement presentation. We believe that our audits provide a reasonable basis for our opinion.

In our opinion, the financial statements referred to above present fairly, in all material respects, the consolidated financial position of Teekay Nakilat (III) Corporation at December 31, 2010 and 2009, and the consolidated results of its operations and its cash flows for each of the three years in the period ended December 31, 2010 in conformity with U.S. generally accepted accounting principles.

The signature of Ernst & Young LLP is written in a cursive, handwritten style in black ink.

Vancouver, Canada
April 1, 2011

Chartered Accountants

Teekay Nakilat (III) Corporation

CONSOLIDATED STATEMENTS OF INCOME

(expressed in thousands of U.S. dollars)

Years ended December 31

	2010 \$	2009 \$	2008 \$
Voyage revenues (note 3)	98,314	99,593	47,016
Operating expenses			
Voyage expenses	49	136	427
Vessel operating expenses (notes 4d and 4e)	16,358	16,411	13,658
Depreciation	17	-	-
General and administrative	242	304	381
Corporate service fees (note 4b)	311	287	287
Ship management fees (note 4c)	1,544	1,504	1,158
Total operating expenses	18,521	18,642	15,911
Income from vessel operations	79,793	80,951	31,105
Other items			
Interest expense	(27,211)	(31,968)	(21,834)
Interest income	257	251	672
Realized and unrealized (loss) gain on derivative instruments (note 7)	(35,173)	10,692	-
Foreign exchange (loss) gain	-	(8)	51
Total other items	(62,127)	(21,033)	(21,111)
Net income	17,666	59,918	9,994

See accompanying notes to the consolidated financial statements.

Teekay Nakilat (III) Corporation

CONSOLIDATED BALANCE SHEETS

(expressed in thousands of U.S. dollars)

As at December 31

	2010	2009
	\$	\$
ASSETS		
Current		
Cash	49,245	40,765
Restricted cash (note 6)	4,426	4,517
Accounts receivable	586	733
Prepaid expenses and advances	852	2,218
Due from affiliates (note 4i)	30	32
Current portion of net investments in direct financing leases (note 3)	11,970	11,134
Total current assets	67,109	59,399
Long-term		
Vessel equipment	1,097	192
Net investments in direct financing leases (note 3)	1,022,539	1,035,734
Deferred debt issuance costs	8,140	9,242
Total assets	1,098,885	1,104,567
LIABILITIES AND SHAREHOLDERS' EQUITY		
Current liabilities		
Accounts payable and accrued liabilities (includes \$1,201 and \$1,258 for 2010 and 2009, respectively, owing to affiliates) (notes 4e and 7)	11,141	11,816
Due to affiliates (note 4i)	1,933	8,746
Current portion of long-term debt (note 6)	36,631	36,631
Current portion of derivative instruments (note 7)	14,306	14,044
Due to shareholders (note 8)	-	2,936
Total current liabilities	64,011	74,173
Long-term liabilities		
Long-term debt (note 6)	774,202	803,260
Derivative instruments (note 7)	42,895	27,023
Total liabilities	881,108	904,456
Shareholders' equity		
Share capital (note 5)	1	1
Contributed capital	200,329	200,329
Retained earnings (accumulated deficit)	17,447	(219)
Total shareholders' equity	217,777	200,111
Total liabilities and shareholders' equity	1,098,885	1,104,567

See accompanying notes to the consolidated financial statements.

Teekay Nakilat (III) Corporation

CONSOLIDATED STATEMENTS OF CASH FLOWS

(expressed in thousands of U.S. dollars)

Years ended December 31

	2010 \$	2009 \$	2008 \$
Cash provided by (used for):			
OPERATING ACTIVITIES			
Net income	17,666	59,918	9,994
Non-cash items:			
Depreciation	17	-	-
Amortization of deferred debt issuance cost included in interest expense	1,102	1,241	-
Unrealized loss (gain) on derivative instruments (note 7)	16,134	(27,341)	-
Changes in operating assets and liabilities:			
Prepaid expenses and advances	1,366	(298)	(1,919)
Due from and to affiliates	(6,812)	(1,059)	(154)
Accounts receivable	147	(610)	(100)
Accounts payable and accrued liabilities	(541)	(220)	4,112
Accrued interest and other	(134)	4,015	(833)
Net operating cash flow	28,945	35,646	11,100
FINANCING ACTIVITIES			
Decrease (increase) in restricted cash	91	(4,517)	-
Proceeds from long-term debt	7,572	9,031	-
Repayments of long-term debt	(36,630)	(36,630)	-
Advances from QGTC Nakilat (1653-6) Holdings Corporation	-	3,480	45,178
Advances from Teekay Nakilat (III) Holdings Corporation	-	2,321	30,119
Repayments to from QGTC Nakilat (1653-6) Holdings Corporation	(1,825)	-	(36,556)
Repayments to from Teekay Nakilat (III) Holdings Corporation	(1,111)	-	(22,517)
Net financing cash flow	(31,903)	(26,315)	16,224
INVESTING ACTIVITIES			
Receipts from direct financing leases	12,359	11,422	5,457
Expenditures for vessels and equipment	(921)	(517)	(12,252)
Net investing cash flow	11,438	10,905	(6,795)
Increase in cash	8,480	20,236	20,529
Cash, beginning of year	40,765	20,529	-
Cash, end of year	49,245	40,765	20,529
Supplemental disclosure of cash flow information			
Cash paid for interest on long-term debt including realized loss on interest rate swaps	45,282	43,200	-
Cash paid for interest, net of amounts capitalized, on advances from shareholders	-	-	10,900

See accompanying notes to the consolidated financial statements.

Teekay Nakilat (III) Corporation

**CONSOLIDATED STATEMENTS OF
SHAREHOLDERS' EQUITY**

(expressed in thousands of U.S. dollars)

Year ended December 31

	Number of Common Shares	Common Shares \$	Contributed Capital \$	Retained Earnings (Accumulat ed Deficit) \$	Total Shareholder s' Equity \$
Balance, December 31, 2007	500	1	200,329	(890)	199,440
Net income and comprehensive income	-	-	-	9,994	9,994
Loss on acquisition of interest rate swaps <i>(note 4g)</i>	-	-	-	(69,241)	(69,241)
Balance, December 31, 2008	500	1	200,329	(60,137)	140,193
Net income and comprehensive income	-	-	-	59,918	59,918
Balance, December 31, 2009	500	1	200,329	(219)	200,111
Net income and comprehensive income	-	-	-	17,666	17,666
Balance, December 31, 2010	500	1	200,329	17,447	217,777

See accompanying notes to the consolidated financial statements.

1. SUMMARY OF SIGNIFICANT ACCOUNTING POLICIES

Basis of presentation

The consolidated financial statements have been prepared in conformity with accounting principles generally accepted in the United States (or *US GAAP*). They include the accounts of Teekay Nakilat (III) Corporation (or *Nakilat*), which is incorporated under the laws of the Republic of the Marshall Islands, and its wholly owned subsidiaries (collectively, the *Company*).

The following is a list of Nakilat's subsidiaries:

Name of Significant Subsidiaries	Jurisdiction of Incorporation	Proportion of Ownership Interest
Al Huwaila Inc.	Marshall Islands	100%
Al Kharsaah Inc.	Marshall Islands	100%
Al Shamal Inc.	Marshall Islands	100%
Al Khuwair Inc.	Marshall Islands	100%

Significant intercompany balances and transactions have been eliminated upon consolidation.

The preparation of financial statements in conformity with US GAAP requires management to make estimates and assumptions that affect the amounts reported in the financial statements and accompanying notes. Actual results could differ from those estimates.

The Company evaluated events and transactions occurring after the balance sheet date and through the day the financial statements were available to be issued which was April 1, 2011.

Foreign currency

The consolidated financial statements are stated in U.S. dollars and the functional currency of the Company is the U.S. dollar. Transactions involving other currencies during the year are converted into U.S. dollars using the exchange rates in effect at the time of the transactions. At the balance sheet date, monetary assets and liabilities that are denominated in currencies other than the U.S. dollar are translated to reflect the year end exchange rates. Resulting gains and losses are reflected separately in the consolidated statements of income.

Adoption of New Accounting Pronouncements

In January 2010, the Company adopted an amendment to Financial Accounting Standards Board (or *FASB*) Accounting Standards Codification (or *ASC*) 810, *Consolidations*, that eliminates certain exceptions to consolidating qualifying special-purpose entities, contains new criteria for determining the primary beneficiary, and increases the frequency of required reassessments to determine whether a company is the primary beneficiary of a variable interest entity. This amendment also contains a new requirement that any term, transaction, or arrangement that does not have a substantive effect on an entity's status as a variable interest entity, a company's power over a variable interest entity, or a company's obligation to absorb losses or its right to receive benefits of an entity must be disregarded. The elimination of the qualifying special-purpose entity concept and its consolidation exceptions means more entities will be subject to consolidation assessments and reassessments. During February 2010, the scope of the revised standard was modified to indefinitely exclude certain entities from the requirement to be assessed for consolidation. The adoption of this amendment did not have any impact on the Company's consolidated financial statements.

In July 2010, the FASB issued an amendment to FASB ASC 310, *Receivables*, that requires companies to provide more information in their disclosures about the credit quality of their financing receivables and the credit reserves held against them. The adoption of this amendment is included as part of this note.

Operating revenues and expenses

All of the Company's voyage revenues in 2010, 2009 and 2008 were generated from a single customer. The lease element of the Company's time-charter contracts are accounted for as direct financing leases. The lease element of time-charter

contracts that are accounted for as direct financing leases are reflected on the balance sheets as net investments in direct financing leases. The lease revenue is recognized on an effective interest rate method over the lease term and is included in voyage revenues. The Company recognizes revenues from the non-lease element of time-charter contracts daily as the services are performed. The Partnership does not recognize revenues during days that the vessel is off-hire.

Voyage expenses are all expenses unique to a particular voyage, including bunker fuel expenses, port fees, cargo loading and unloading expenses, canal tolls, agency fees and commissions. Vessel operating expenses include crewing, repairs and maintenance, insurance, stores, lube oils and communication expenses. Voyage expenses and vessel operating expenses are recognized when incurred.

Cash and cash equivalents

The Company classifies all highly-liquid investments with a maturity date of three months or less when purchased as cash and cash equivalents.

Accounts receivable and allowance for doubtful accounts

Accounts receivable are recorded at the invoiced amount and do not bear interest. The allowance for doubtful accounts is the Company's best estimate of the amount of probable credit losses in existing accounts receivable. The Company determines the allowance based on historical write-off experience and customer economic data. The Company reviews the allowance for doubtful accounts regularly and past due balances are reviewed for collectability. Account balances are charged off against the allowance when the Company believes that the receivable will not be recovered.

Direct financing leases

The Company employs four vessels on long-term time charters which are accounted for as direct financing leases, with lease payments received by the Company being allocated between the net investment in the lease and voyage revenues using the effective interest method so as to produce a constant periodic rate of return over the lease term.

The Company monitors the credit quality of its financing receivables on a quarterly basis by reviewing the payment activity.

Vessel equipment

Vessel equipment includes the cost of capital modification equipments which are depreciated on straight-line basis over the estimated 35 year life of the related vessels. Depreciation of vessel equipment for the years ended December 31, 2010, 2009 and 2008 was either a nominal amount or nil.

Debt issuance costs

Deferred debt issuance costs, including fees, commissions and legal expenses, are deferred and amortized using the effective interest rate method over the term of the loan. Amortization of deferred debt issuance costs for the years ended December 31, 2010, 2009 and 2008 of \$1.1 million, \$1.2 million and nil, respectively, is included in interest expense.

Derivative instruments

All derivative instruments are initially recorded at cost as either assets or liabilities and subsequently remeasured to fair value, regardless of the purpose or intent for holding the derivative. The method of recognizing the resulting gain or loss is dependent on whether the derivative contract is designed to hedge a specific risk and also qualifies for hedge accounting. The Company currently does not apply hedge accounting to its derivative instruments.

For derivative financial instruments that are not designated or that do not qualify as hedges under FASB ASC 815, the changes in the fair value of the derivative financial instruments are recognized in earnings. Gains and losses from the Company's non-designated interest rate swaps related to long-term debt are recorded in realized and unrealized (loss) gain on derivative instruments in the consolidated statements of income.

The fair value of the Company's derivative instruments is the estimated amount that the Company would receive or pay to terminate the agreements at the reporting date, taking into account current interest rates and the current credit worthiness of the swap counter parties. The estimated amount is the present value of future cash flows. Given the current volatility in the credit markets, it is reasonably possible that the amount recorded as derivative assets and liabilities could vary by a material amount in the near-term.

The Company transacts all of its derivative instruments through investment-grade-rated financial institutions at the time of the transaction and requires no collateral from these institutions. See note 7 for fair value disclosures of derivative instruments.

Comprehensive income

During the years ended December 31, 2010, 2009 and 2008 the Company's comprehensive income and net income were the same.

2. FAIR VALUE MEASUREMENTS

The following methods and assumptions were used to estimate the fair value of each class of financial instrument:

Cash and restricted cash – The fair value of the Company's cash and restricted cash approximates its carrying amounts reported in the consolidated balance sheets.

Long-term debt – The fair values of the Company's fixed-rate and variable-rate long-term debt are estimated using discounted cash flow analyses, based on rates currently available for debt with similar terms and remaining maturities.

Due to and from affiliates and shareholders – The fair value of the Company's due to and from affiliates and shareholders approximates their carrying amounts reported in the accompanying consolidated balance sheets due to their current nature.

Derivative instruments – The fair value of the Company's interest rate swaps is the estimated amount that the Company would receive or pay to terminate the agreements at the reporting date, taking into account current interest rates and the current credit worthiness of both the Company and the swap counterparties.

The Company categorizes the fair value estimates by a fair value hierarchy based on the inputs used to measure fair value. The fair value hierarchy has three levels based on the reliability of the inputs used to determine fair value as follows:

- Level 1. Observable inputs such as quoted prices in active markets;
- Level 2. Inputs, other than the quoted prices in active markets, that are observable either directly or indirectly; and
- Level 3. Unobservable inputs in which there is little or no market data, which require the reporting entity to develop its own assumptions.

The estimated fair value of the Company's financial instruments and categorization using the fair value hierarchy for those financial instruments that are measured at fair value on a recurring basis as at December 31 is as follows:

	Fair Value Hierarchy Level ⁽¹⁾	2010		2009	
		Carrying Amount Asset (Liability)	Fair Value Asset (Liability)	Carrying Amount Asset (Liability)	Fair Value Asset (Liability)
		\$	\$	\$	\$
Cash and restricted cash		53,671	53,671	45,282	45,282
Long-term debt (note 6)		(810,833)	(733,353)	(839,891)	(710,514)
Due to and from affiliates		(1,903)	(1,903)	(8,714)	(8,714)
Due to shareholders		-	-	(2,936)	(2,936)
Derivative instruments (note 7) ⁽²⁾	Level 2	(61,814)	(61,814)	(45,660)	(45,660)

(1) The fair value hierarchy level is only applicable to each financial instrument on the consolidated balance sheets that are recorded at fair value on a recurring basis.

(2) The Company's interest rate swap agreements as at December 31, 2010 and 2009 include \$4.6 million and \$4.6 million, respectively, of accrued interest which is recorded in accounts payable and accrued liabilities on the consolidated balance sheets.

No non-financial assets or non-financial liabilities were carried at fair value at December 31, 2010 and 2009.

3. NET INVESTMENTS IN DIRECT FINANCING LEASES

The Company's four time-charters are accounted for as direct financing leases. The following lists the components of the net investments in direct financing leases as at December 31:

	2010 \$	2009 \$
Total minimum lease payments to be received	2,041,247	2,131,857
Estimated unguaranteed residual value of leased properties	344,479	344,479
Less unearned income	(1,351,217)	(1,429,468)
Net investments in direct financing leases	1,034,509	1,046,868
Less current portion	11,970	11,134
	1,022,539	1,035,734

The lease revenue recognized in voyage revenues for the years ended December 31, 2010, 2009 and 2008 was \$79.5 million, \$80.4 million and \$38.3 million, respectively.

As at December 31, 2010, minimum lease payments expected to be received by the Company in each of the next five succeeding fiscal years is approximately \$90.6 million per year for 2011 through 2015. The leases are schedule to end in 2033.

4. RELATED PARTY TRANSACTIONS

- a. Teekay LNG Partners L.P. is the ultimate parent company of Teekay Nakilat (III) Holdings Corporation. Teekay Corporation is the ultimate parent company of Teekay LNG Partners L.P. Teekay Shipping Ltd. and Teekay Chartering Ltd. are subsidiaries of Teekay Corporation.
- b. During the year, corporate services were provided to the Company by Teekay Shipping Ltd. of \$0.3 million (2009 - \$0.3 million, 2008 - \$0.3 million). The corporate services are measured at the exchange amount between parties.
- c. During the year, ship management services were provided to the Company by Teekay Shipping Ltd. of \$1.5 million (2009 - \$1.5 million, 2008 - \$1.2 million). The ship management services are measured at the exchange amount between parties.
- d. During the year, crew training services were provided to the Company by Teekay Corporation of \$1.0 million (2009 - \$0.4 million, 2008 - \$4.8 million). The crew training services are measured at the exchange amount between the parties and are included as part of vessel operating expenses in the consolidated statements of income.
- e. During the year, crewing and manning services were provided to the Company by Teekay Corporation of \$8.5 million (2009 - \$9.2 million, 2008 - \$4.6 million) of which \$1.2 million is payable to Teekay Corporation as at December 31, 2010 and is included in accounts payable and accrued liabilities in the consolidated balances sheets. The crewing and manning services are measured at the exchange amount between the parties and are included as part of vessel operating expenses in the consolidated statements of income.
- f. From time to time, other payments are made by affiliates on behalf of the Company that are not specific to any agreements described above.
- g. On December 31, 2008, Teekay Nakilat (III) Holdings Corporation and QGTC Nakilat (1643-6) Holdings Corporation novated their interest rate swap agreements to the Company for no consideration. The transaction was concluded between entities under common control and thus the interest rate swaps were recorded at their carrying values. The excess of the liabilities assumed over the consideration received, amounting to \$69.2 million, has been charged to

accumulated deficit. This transaction was treated as a non-cash transaction in the Company's consolidated statements of cash flows.

- h. On December 31, 2008, Teekay Nakilat (III) Holdings Corporation and QGTC Nakilat (1643-6) Holdings Corporation novated their external long-term debt and related interest payable of \$871.3 million and deferred debt issuance costs of \$10.5 million to the Company. As a result of this transaction at December 31, 2008, the Company's long-term debt and accrued liabilities have increased by \$871.3 million and deferred debt issuance costs has increased by \$10.5 million. This transaction is offset by a decrease in the Company's obligations to its shareholders, Teekay Nakilat (III) Holdings Corporation and QGTC Nakilat (1643-6) Holdings Corporation. The Company incurred \$21.8 million of interest expense during the year ended December 31, 2008 relating to the Company's obligations to its shareholders, that was offset on the novation of its external long-term debt.
- i. As at December 31, 2010, the net amounts due to affiliates totaled \$1.9 million (2009 - \$8.7 million). These amounts are in the normal course of operations, unsecured, non-interest bearing and have no fixed repayment terms. The Company expects these amounts will be repaid within 2011.

Balances as at December 31 with affiliates are as follows:

	2010 \$	2009 \$
Due from affiliates		
Due from Teekay Nakilat (II) Limited	30	24
Due from other affiliates	-	8
Total	30	32
Due to affiliates		
Due to Teekay Corporation	1,444	5,758
Due to Teekay Shipping Limited	300	620
Due to Teekay Chartering Ltd.	86	1,784
Due to Teekay Nakilat (II) Limited	-	535
Due to other affiliates	103	49
Total	1,933	8,746

5. SHARE CAPITAL

	2010	2009
	\$	\$
Authorized		
500 Common shares, with a par value of \$1 each		
Issued and outstanding		
500 Common shares	1	1

6. LONG-TERM DEBT

	2010	2009
	\$	\$
U.S. dollar denominated term loan due through 2020	810,833	839,891
Less current portion	36,631	36,631
	774,202	803,260

As at December 31, 2010 the Company has a U.S. Dollar-denominated term loan outstanding which totaled \$810.8 million (2009 - \$839.9 million), of which \$350.3 million bears interest at a fixed rate of 5.36% and requires quarterly payments and the remaining \$460.5 million bears interest based on LIBOR plus a margin. There will be bullet repayments of approximately \$110 million for each of four vessels due at maturity in 2020. An additional tranche of approximately \$35 million for all four vessels will be advanced under the loan facility in quarterly installments until 2014 and will then be repaid in quarterly payments until maturity in 2020. On a monthly basis, the Company funds one third of the quarterly interest and principal payments relating to each vessel tranche into a restricted cash account, of which the cumulative amounts adjusted for interest earned during the quarter will be remitted to the lender on the payment due date. The term loan is collateralized by first-priority mortgages on the vessels, together with certain other related security and certain undertakings from the Company.

The weighted average effective interest rate on the Company's long-term debt as at December 31, 2010 and 2009 was 2.99% and 3.11%, respectively. This rate does not reflect the effect of the Company's interest rate swaps (see note 7).

The aggregate annual long-term debt principal repayments required to be made for the five fiscal years subsequent to December 31, 2010 are \$36.6 million (2011), \$36.6 million (2012), \$36.6 million (2013), \$36.6 million (2014), \$37.8 million (2015) and \$626.6 million (thereafter).

7. DERIVATIVE INSTRUMENTS

The Company uses derivative instruments in accordance with its overall risk management policy. The Company has not designated these derivative instruments as hedges for accounting purposes.

The Company enters into interest rate swaps, which exchange a receipt of floating interest for a payment of fixed interest, to reduce the Company's exposure to interest rate variability on its outstanding floating-rate debt.

As at December 31, 2010, the Company was committed to the following interest rate swap agreements:

	Interest Rate Index	Principal Amount \$	Fair Value / Carrying Amount of Liability ⁽¹⁾ \$	Weighted-Average Remaining Term (Years)	Fixed Interest Rate % ⁽²⁾
LIBOR-Based Debt:					
U.S. Dollar-denominated interest rate swaps	LIBOR	400,000	(61,814)	5.1	5.04

(1) Fair value includes \$4.6 million of accrued interest, which is recorded in accounts payable and accrued liabilities on the consolidated balance sheets.

(2) Excludes the margin the Company pays on its variable-rate debt (see note 6).

The Company is exposed to credit loss in the event of non-performance by the counterparties to the interest rate swap agreements. In order to minimize counterparty risk, the Company only enters into derivative transactions with counterparties that are rated A- or better by Standard & Poor's or A3 by Moody's at the time of the transactions. In addition, to the extent practical, interest rate swaps are entered into with different counterparties to reduce concentration risk.

The following table presents the location, type of contract and fair value amounts of derivative instruments on the Company's balance sheets.

	As at December 31,					
	2010			2009		
	Accrued Liabilities	Current Portion of Derivative Liabilities	Derivative Liabilities	Accrued Liabilities	Current Portion of Derivative Liabilities	Derivative Liabilities
Interest rate swap agreements	(4,613)	(14,306)	(42,895)	(4,593)	(14,044)	(27,023)

The following table presents the gains (losses) for those derivative instruments not designated or qualifying as hedging instruments. All gains (losses) are presented as realized and unrealized (loss) gain on derivative instruments in the Company's consolidated statements of income.

	Year Ended December 31,								
	2010			2009			2008		
	Realized gains (losses)	Unrealized gains (losses)	Total	Realized gains (losses)	Unrealized gains (losses)	Total	Realized gains (losses)	Unrealized gains (losses)	Total
Interest rate swap agreements	(19,039)	(16,134)	(35,173)	(16,649)	27,341	10,692	-	-	-

8. DUE TO SHAREHOLDERS

	2010	2009
	\$	\$
Due to shareholders		
QGTC Nakilat (1643-6) Holdings Corporation	-	(1,825)
Teekay Nakilat (III) Holdings Corporation	-	(1,111)
Total	-	(2,936)

The Company has repaid its advances from its shareholders during 2010. During the year ended December 31, 2008, the Company incurred interest expense that was either capitalized or recorded on the consolidated statements of income of \$13.9 million and \$9.2 million to QGTC Nakilat (1643-6) Holdings Corporation and to Teekay Nakilat (III) Holdings Corporation, respectively.

9. ACCOUNTING PRONOUNCEMENTS NOT YET ADOPTED

In September 2009, the FASB issued an amendment to FASB ASC 605, *Revenue Recognition*, that provides for a new methodology for establishing the fair value for a deliverable in a multiple-element arrangement. When vendor specific objective or third-party evidence for deliverables in a multiple-element arrangement cannot be determined, the Company will be required to develop a best estimate of the selling price of separate deliverables and to allocate the arrangement consideration using the relative selling price method. This amendment will be effective for the Company on January 1, 2011. It is expected that this amendment will not have an impact on the Company's consolidated financial statements.